

Canberra and District Rugby League



REFEREES ASSOCIATION

62ND
ANNUAL REPORT
2000

Proudly Sponsored by



Stegbar Building Products
Carroll Constructions
ACT Leagues Club
Canberra Raiders

Canberra and District Rugby League Referees Association

62ND YEAR ANNUAL REPORT 2000

CONTENTS

| | |
|---|-------|
| Board of Management and Office Holders | 2 |
| President's Report | 3 |
| Appointments Board Reports | 4 |
| Secretary's Report | 5-6 |
| Financial Reports | 7-13 |
| Appointments Statistics | |
| 2000 Grand Final Appointments | 14 |
| 2000 Summary of Junior League Appointments | 15-16 |
| 2000 Summary of Junior League Finals Appointments | 17 |
| 2000 Summary of Minor League Finals Appointments | 18 |
| Summary of Games Refereed by CDRLRA | 19-28 |
| Meeting Attendance's | 29-30 |
| Association Honour Rolls | 31-32 |
| CDRLRA Office Holders since 1950 | 33-36 |
| 2001 Office Bearers | 37 |
| Notes | 38 |

BOARD OF MANAGEMENT 2000

President
Jim Mahoney

Senior Vice President
David Adams

Vice President
Michael Harradine

Secretary
Chris Nightingale

Assistant Secretary (On-Field Management)
David Hall

Assistant Secretary (Administration)
Peter Castle

Treasurer
Chris Nightingale

Member, CDJRL Board of Management
Noel Bissett

DELEGATES

NSWRLRA : Glynn Henderson
CDJRL : Neville Harradine
CDMRL : Neville Harradine

Honorary Auditor

Director of Referees : Noel Bissett
Senior Appointments Board : Jim Mahoney, Neville Norris, Dave Cook, Geoff Milczuk
Junior Appointments Board : Phill Byron, David Adams, Neville Harradine, Bill Gregory, Neville Norris
Schools Coordinator : Bill Gregory
Disciplinary Tribunal : Noel Bissett (Chair), David Cook, Phill Byron (Life Members), Glynn Henderson, Neville Harradine

PRESIDENT'S REPORT

Fellow members

Congratulations to everyone for a fantastic season in the Year 2000. This year was one in which the strength of our refereeing abilities, and the depth in our ranks, was widely and emphatically demonstrated.

Just how can be gauged from the following. After an interstate football trip one Canberra official remarked that after seeing the performances of the locals he now recognised how strong our referees were. Consider also the performances of our members that led to new gradings, new participation in Junior Reps and Rod Cranston's semi-final appearance in First Division. This result provides a direct illustration of the kinds of career paths that are available for our members. In our local competition, new referees were introduced to First Grade football and opportunities were provided for people to show their skills across the other grades.

All this continues to build on the solid foundation we have created over a number of years, and about which we can be proud. Importantly, it means we can look forward positively to the future-a future which concerned the Board when it conducted its end-of-season workshop on a range of issues. Secretary Chris has reported on some of the outcomes of that workshop elsewhere in the report. But it is good to be able to report here that the contributions of all those who attended were positive and directed at making sure that the very great success that our Association enjoys in many areas continues. For example, the workshop looked at how we might recruit new members. It is vital that we are able to recruit effectively. The rate at which we are providing personnel to Junior Reps and Grade, coupled with normal attrition, retirements and availabilities, means we need to have people in the training pipeline who are being prepared to fill both anticipated and unanticipated vacancies. This does, of course, involve a number of issues like development, appointments policy and communication-all issues addressed in their own right at the workshop. There will be further work undertaken as a result of the workshop with a view to bringing recommendations back to the Association early in the New Year.

During the year, with the help of the Senior Appointments panel, I undertook a survey designed to provide some understanding of the way in which referees are observing the coaching guidelines. While I am preparing a report on that, it is worth noting some of the results here as they touch on criticism which our referees received during the year, notably from two coaches in *The Canberra Times*. The relevant data can be reported quickly. In season 2000 in the 55 games (covering all three senior grades) surveyed, referees awarded a total of 893 penalties. By far the greatest number of those penalties were given for breaches of the rules in areas which coaches can, and should, themselves control: inside the 10 at the play-the-ball, stealing the ball in tackles, holding tackled players down, interfering in the play-the-ball and, sadly, head-high tackles. The highest number of penalties in a single area was for holding down and we can anticipate that on average each referee will be required to award three of these in each game. These results have some important lessons for us. First, they demonstrate just how tough it is to referee senior football. All these penalties are given in areas which coaches can address. Second, because coaches don't address them-and sometimes even encourage, for a range of reasons, penalties in these areas-the results show that there is little cooperation with referees to reduce penalties in games. Third, the very high number of penalties for stealing the ball, holding down and interference in the play-the-ball (322 in the total, or 36% of all penalties) shows, at its kindest, a complete lack of understanding of the rules. And fourth, the 150 penalties for head high tackles, punching or fighting demonstrates a level of violence that should cause administrators to raise their eyebrows. None of these results reflect positively on our game.

Once again our Secretary, Chris Nightingale, has been an absolute stalwart, not only for the Association and the Board but for me in my role. We thank him for his dedication to our business and we send a sincere, and large "Thank You" to Rose for her wonderful support for Chris. I'd like to thank the Board for its contributions this year and to record my appreciation of its work. On behalf of the Association I congratulate Board member Noel Bissett on his election this year to Life Membership of the NSWRLRA. And thank you to all members for their support and commitment in Year 2000. Best wishes to everyone for the coming festive season.

Jim Mahoney
President

APPOINTMENTS BOARD REPORTS

Director of Referees Report

The 2000 season was certainly a successful building season, which much was gained by bleeding members to control higher grades.

Carmello Bonanno, Darrin Brown and Michael Laverty controlled 'A' Grade; Dominic Feenan and Nathan Smith were elevated to 'B' Grade while Paul Ryan and Matthew Freeman controlled 'C' Grade.

All the above members plus all other members are to be congratulated for the way you conducted yourself throughout the season, it was certainly pleasing to see the progress.

Of note during the season, was the way that referees applied the Directors guidelines. Our future strength lies in our junior ranks and this year I visited a number of grounds and looking at the performances exhibited by these members, all looks good for the future.

All referees and touch judges appointed to the Final Series and Grand Finals deserved their appointments and did the Association proud through their performances on and off the field.

In closing, I wish all members and families a very Merry Xmas and a successful New Year.

Noel Bissett
Director of Referees


Junior Appointments Board

The end of another year and time to thank all those Referees who gave out their time on the cold frosty Sunday mornings so that kids could have a game of League.

This season has been an indifferent one for the Junior Appointments Board with some highlights and some not so high, but we still managed to fill all games. With 2001 season fast approaching we look to a bright future. I wish to thank the Junior Appointment Board members Neville Norris, Neville Harradine, Bill Gregory, Ian Lyons and Dave Adams for their tireless efforts through out this last season. A special thanks to Dave Hall for his support and assistance throughout the year. To Bruce Chapman and Neville Norris for their continuing efforts at Dickson College.

In closing the Junior Appointments Board would like to wish all members and their families a very Happy Christmas and prosperous New Year. See you all in the 2001 season.

Cheers
Phill Byron
Chairman
Junior Appointments Board



SECRETARY'S REPORT 2000

Members and interested parties,

My report for this year has probably been one of the most difficult that I have had to compile. Due to the Olympics our Rugby League season was shortened and disrupted, yet we seem to have achieved quite a lot this year. There were many highlights during the year and there is no way I would even try and place them in any order of significance.


Firstly I need to thank those who make the Association work. We have our Board of Management. Ask some of the players and coaches and they will very nicely tell you that we are all a bunch of clowns at some time, and that is when they are being polite. Therefore we were circus performers. Our ring master is President Jim Mahoney, who has a knack of directing and guiding other members to achieve the required results. Next comes Dave Adams our Senior Vice President who has filled in for the ring master on a number of occasions and as usual has been the driving force behind any social functions. Myself, I put in the category of the ticket collector and organising the setup of the facilities. Michael Harradine unfortunately due to work commitments could not put in the time that he wished, but always provided assistance from afar. David Hall performed the obligatory magic act as he does so every year, finding referees when others pull out. He also doubles as the juggler, re-arranging other appointments at the last moment. Peter Castle as well as assisting all members of the circus ring to achieve their duties, organises the entertainment. Any person who attends our Annual Dinners is more than aware of the entertainment he and others provide. Noel Bissett has been a virtual terrier dog performing at the Canberra District Junior Rugby League meetings. He has been continually nipping at the heels to improve our status with the League and at grounds in the district. The remaining delegates, Glynn Henderson (NSWRLRA) and Neville Harradine (CDMRL) push our barrow and make sure we are heard at all levels.

Okay, so I have mentioned the Board. I am sure that they will all agree that without the support of our partners their contributions would not have been possible. It is not easy to juggle work and other family commitments from Monday to Friday, then tie yourself up on Saturday & Sunday running around a football paddock. It takes a special type of person who can understand this. I thank all those partners not only of the Board members but all members. Personally I would like to thank my wife Rose, who once again has shared my workload, giving out gear, answering telephone enquiries and being patient.

Whilst it is somewhat expected that the Board do the work, it could not be done without the assistance of the members during the year. These are the people who turn up to the meetings, help organise our functions, entertain our guests and just generally help whenever it is needed. We also can't forget the two Appointment Boards. All members of both the Junior Appointment Board and Senior Appointment Board do so on a voluntary basis and do it for the benefit of all members, not for their own gratification and personal accolades. They all have to make difficult decisions and unfortunately there is no way that the Director of Referees, Noel Bissett and Chairman JAB, Phill Byron will be able to please all members.

Now for some of the highlights:

- Again we had a very successful trip to the Tamworth Peel Schools Carnival and they were most impressed with our new refereeing strip and professionalism shown by our members.
- Our exchange with Western Suburbs took place and the members involved gained invaluable experience from those games.
- The NSWRL Academy asked our Association to provide two referees for Mod games during the NRL Finals Series at the Sydney Football Stadium. Congratulations to Rowen Bendeich and Phil Henderson who represented this Association with distinction.
- Dave Hamilton, Minor League Development Officer invited our Association to send a referee to Melbourne with the CDMRL U14 Development Squad. Congratulations to Daniel Wheeler who represented our Association. CDMRL officials were very impressed with the maturity and ability displayed by Daniel. This trip was made possible through the MRL covering travel and accommodation costs.
- We were also invited to attend the U17 Championships in Adelaide. Unfortunately the same travel and accommodation arrangements could not be organised. Peter Castle volunteered at the last moment and paid his own costs to travel to Adelaide. Both these trips have led the CDMRL to make the comment about how strong our referees are when compared to these other areas. Both trips have also opened up possibilities for exchanges, which will be explored in the year 2001.



SECRETARY'S REPORT 2000

- Noel Bissett was awarded Life Membership of the New South Wales Rugby League Referees Association. He is the first member outside of Sydney to receive this award.
- We trialed the use of radios for the referee and touch judges. This was a resounding success and dependant upon finances, this will take on a greater emphasis in the year 2001.

The Olympics were a great event for Australia. They did cause some disruption with local football and it was only through the cooperation between all sporting bodies that all the Final Series ran so well. Due to the renovations occurring at Rugby League Park, the MRL Finals Series were transferred to Yass. The Junior League Grand Finals Series was played at the Aussie Rules ground, Margaret O'Donoghue Oval, Queanbeyan.

During the year it was identified that we needed to make some changes, both operationally and administratively for the benefit of the Association. A survey was sent to other District Associations, only four (4) were returned, which was disappointing. A survey was also sent out to all members. Forty (40) were received back, about 50%. I thank those who took the effort to return this survey. The information contained within will be very helpful for the Workshops we have commenced. Our first Workshop was held on Sunday 22nd October 2000. Participants were Dave Adams, Noel Bissett, Phill Byron, Ian Carroll, Peter Castle, Bruce Chapman (apology), Ben Cummins, Bill Gregory, Dave Hall, Dave Hamilton (CDMRL), Michael Harradine (apology), Neville Harradine (apology), Glynn Henderson, Michael Laverty, Jim Mahoney, Michael Meacham, Chris Nightingale, Neville Norris, Ray Whitehead.

Issues or comments that were identified by the participants were 1. Need to have a updated Development Policy, 2. Updated Handbook, 3. Outlined procedure for complaining about appointments, 4. Improve attendance at meetings, 5. Consider accreditation of Touch Judges, 6. Training, 7. Communication, 8. Development of Junior Referees, 9. Recruitment, 10. Structure/role of Association & Board, 11. CDRLRA is a voluntary organisation (but paid to referee), 12. Meetings, 13. Reward rather than penalise for training, meetings etc, 14. Apathy, 15. Personal goal setting, 15. Commitment, 16. Identify Career Path to all members, 17. Better support mechanism for referees, 18. Buddy/Mentor system, 19. Feedback from MRL Coaching Coordinators, 20. Club/Referee link, 21. School recruitment program, 22. Meeting format. It was agreed to focus on four areas; Recruitment, Development, Communication and Administration. The participants will be divided up into four teams to produce draft guidelines/policy and report back to a workshop in the New Year.

Another significant event for the millennium year was the formation of the Australian Rugby League Referees Association (ARLRA). The inaugural launch and Annual General Meeting was held in March. Fortunately I was able to attend this event. The networking obtained through this event will prove invaluable in the years ahead.

As with all other business we will see many changes over the next couple of years, particularly important this year was the introduction of the GST. Our Association is not required to register for the GST and therefore the 10% costs will be absorbed by the Association. This in turn will be reflected in the increased costs of gear and other functions.

Finally, without our sponsors, we could not operate. Their support throughout the year cannot be measured. Special thanks go to our major sponsors, Stegbar Building Products and Carroll Constructions. Without their financial input, our Association could not have changed to our new refereeing colours. Thanks also go to our other sponsors, ACT Leagues Club (now called the Braddon Club), Canberra District Rugby League and the Raiders, and of course the New South Wales Rugby League Referees Association. We look forward to their continued support in the year 2001.

I wish all members a very Merry Christmas and Happy New Year. Keep the training up, the season kicks off again in the new year.

Chris Nightingale
Secretary/Treasurer

FINANCIAL REPORT 2000

Balance Sheet – (Draft) 30 September 2000

ASSETS

ST GEORGE BANK ACCOUNTS

| | |
|----------------------------|--------------------|
| General - Select Deluxe | \$21,406.04 |
| Total Bank Accounts | \$21,406.04 |

EQUIPMENT

| | |
|----------------------------------|--------------------|
| Video Camera | |
| Video Camera @ Cost | \$1,180.65 |
| Accum. Depreciation Video Camera | <u>-\$1,180.65</u> |
| Total Video Camera | \$0.00 |

| | |
|---------------------------------------|-----------------|
| Answering Machine | |
| Answering Machine @ Cost | \$77.00 |
| Accum. Depreciation Answering Machine | <u>-\$77.00</u> |
| Total Answering Machine | \$0.00 |

| | |
|--------------------------------------|------------------|
| Konica 1500 Photocopier | |
| Konica 1500 Photocopier @ Cost | \$400.00 |
| Accum. Depreciation Konica 1500 | <u>-\$400.00</u> |
| Total Konica 1500 Photocopier | \$0.00 |

| | |
|--------------------------------------|--------------------|
| Konica 1512 Photocopier | |
| Konica 1512 Photocopier @ Cost | \$2,388.25 |
| Accum. Depreciation Konica 1512 | <u>-\$2,388.25</u> |
| Total Konica 1512 Photocopier | \$0.00 |

| | |
|---------------------------------------|------------------|
| Sharp FO-435 Fax Machine | |
| Sharp Fax Machine @ Cost | \$575.35 |
| Accum. Depreciation Sharp Fax Machine | <u>-\$575.35</u> |
| Total Sharp FO-435 Fax Machine | \$0.00 |

| | |
|------------------------------------|------------------|
| Training Equipment | |
| Training Equipment @ Cost | \$248.90 |
| Accum. Depreciation Training Equip | <u>-\$248.90</u> |
| Total Training Equipment | \$0.00 |

| | |
|------------------------------------|------------------|
| Panasonic Fax Machine | |
| Panasonic Fax Machine @ Cost | \$150.00 |
| Accum. Depreciation Panasonic Fax | <u>-\$105.00</u> |
| Total Panasonic Fax Machine | \$45.00 |

| | |
|--|------------------|
| Portable Radios | |
| Uniden Radios @ Cost | \$423.90 |
| Accum. Depreciation - Uniden Radios | <u>-\$254.34</u> |
| Langlands Radios | \$530.00 |
| Accum. Depreciation - Langlands Radios | <u>-\$176.66</u> |
| | \$522.90 |

Total EQUIPMENT **\$567.90**

GEAR

Gear on Hand **\$11,930.87**

TRADE DEBTORS

FINANCIAL REPORT 2000

Balance Sheet – (Draft) 30 September 2000

| | | |
|-----------------------------------|--------------|--------------------|
| Trade Debtors | -\$21,337.65 | |
| Total ASSETS | | \$12,567.16 |
| LIABILITIES | | |
| Affil Fees Deducted for Next Year | \$5,080.00 | |
| Total LIABILITIES | | \$5,080.00 |
| Net Assets | | \$7,487.16 |
| Equity | | |
| Retained Earnings | -\$30,879.41 | |
| Current Earnings | -\$7,266.14 | |
| Historical Balancing Account | \$45,632.71 | |
| Total Equity | | \$7,487.16 |

Profit & Loss Statement – (Draft) October 1999 through September 2000

INCOME

AFFILIATION FEES

| | | |
|-------------------------------|------------|-------------------|
| Senior Active Fees | \$2,292.50 | |
| Junior Active Fees | \$250.00 | |
| Non-Active Fees | \$60.00 | |
| Preliminary Fees | \$320.00 | |
| In Touch Subscription | \$2,540.00 | |
| Total AFFILIATION FEES | | \$5,462.50 |

GEAR SALES

| | | |
|-------------------------|------------|-------------------|
| Gear Sales | \$5,161.00 | |
| Total GEAR SALES | | \$5,161.00 |

SOCIAL EVENTS

| | | |
|----------------------------|------------|-------------------|
| Exchange Dinners | \$420.00 | |
| Announcement Dinner | \$600.00 | |
| Annual Dinner | \$1,575.00 | |
| Other Social Events | \$352.00 | |
| Total SOCIAL EVENTS | | \$2,947.00 |

MATCH FEES

| | | |
|-----------------------------|-------------|--------------------|
| CDJRL Appointments | \$29,965.10 | |
| CDJRL Trial Fees | \$400.00 | |
| Womens Rugby League Games | \$876.00 | |
| CDMRL Games | \$6,865.00 | |
| CDMRL Trial Fees | \$60.00 | |
| Canberra Raiders Trial Fees | \$450.00 | |
| University Appointments | \$1,991.00 | |
| Schools Games | \$3,199.00 | |
| Total MATCH FEES | | \$43,806.10 |

SPONSORSHIP

| | | |
|-------------------------|------------|--|
| NSWRLRA | \$1,000.00 | |
| CDJRL Development Grant | \$1,057.95 | |

FINANCIAL REPORT 2000

Profit & Loss Statement – (Draft) October 1999 through September 2000

| | | |
|--------------------------------------|-------------|--------------------|
| ACT Leagues Club | \$1,000.00 | |
| Carroll Constructions | \$5,000.00 | |
| Stegbar Building Products | \$5,000.00 | |
| Total SPONSORSHIP | | \$13,057.95 |
| | | |
| MISCELLANEOUS INCOME | | |
| Interest - Bank Account | \$42.80 | |
| Other Miscellaneous Income | \$64.00 | |
| Total MISCELLANEOUS INCOME | | \$106.80 |
| | | |
| Total INCOME | | \$70,541.35 |
| | | |
| Cost Of Sales | | |
| Gear Sales | \$11,258.45 | |
| Total Cost Of Sales | | \$11,258.45 |
| | | |
| Gross Profit | | \$59,282.90 |
| | | |
| <u>EXPENDITURE</u> | | |
| TRAINING & COACHING | | |
| Training - Hall/Ground Hire | \$77.00 | |
| Training - Equipment | \$36.60 | |
| Training - Seminars | \$641.39 | |
| Total TRAINING & COACHING | | \$754.99 |
| | | |
| DEVELOPMENT | | |
| Development - Hall/Ground Hire | \$150.00 | |
| Development - Equipment | \$1,184.66 | |
| Development - Travel Costs | \$587.99 | |
| Development - Accommodation | \$404.85 | |
| Development - Photocopy Exp. | \$328.41 | |
| Total DEVELOPMENT | | \$2,655.91 |
| | | |
| BANK FEES | | |
| Govt. Debit Tax - Select Acc | \$150.30 | |
| F.I.D. - Select Account | \$36.43 | |
| Transaction Fee - Select Acc | \$117.00 | |
| Dishonoured Cheque Fee | \$45.00 | |
| Total BANK FEES | | \$348.73 |
| | | |
| IN TOUCH COSTS | | |
| In Touch - Postage | \$1,157.24 | |
| In Touch - Photocopy Paper | \$138.25 | |
| In Touch - Photocopy Copy Fee | \$241.07 | |
| In Touch - Photocopy Toner Fee | \$104.88 | |
| Total IN TOUCH COSTS | | \$1,641.44 |
| | | |
| ADMINISTRATION COSTS | | |
| Admin - Affil/Incorp/Insurance | \$695.20 | |
| Admin - Accommodation Costs | \$262.00 | |
| Admin - Travel Expenses | \$1,254.11 | |
| Admin - Printing | \$698.26 | |
| Admin - Trophies | \$863.40 | |
| Admin - Honoraria | \$1,200.00 | |

FINANCIAL REPORT 2000

Profit & Loss Statement – (Draft) October 1999 through September 2000

| | | |
|-----------------------------------|-------------|---------------------------|
| Admin - Telephone Expenses | \$1,054.29 | |
| Admin - Audit Fees | \$150.00 | |
| Admin - Other Expenses | \$118.30 | |
| Admin - Computer Purchases | \$505.00 | |
| Total ADMINISTRATION COSTS | | \$6,800.56 |
| GEAR PURCHASES | | |
| Gear - Embroidery | \$272.25 | |
| Gear - Sewing | \$247.50 | |
| Gear - Freight | \$42.00 | |
| Gear - Adjustments | \$412.43 | |
| Total GEAR PURCHASES | | \$974.38 |
| MATCH PAYMENTS | | |
| CDJRL - Senior Appointments | \$18,817.00 | |
| CDJRL - Finals Appointments | \$2,394.00 | |
| CDMRL - Finals Appointments | \$2,271.00 | |
| Other Appointments | \$14,209.00 | |
| Travel Payments | \$8,109.10 | |
| SAB Payments | \$690.00 | |
| Total MATCH PAYMENTS | | \$46,490.10 |
| SOCIAL EVENTS | | |
| Social - Meeting Convivial | \$107.70 | |
| Social - AGM Convivial | \$102.75 | |
| Social - JAB/SAP Convivial | \$180.85 | |
| Social - Announcement Dinner | \$840.50 | |
| Social - Annual Dinner | \$2,603.55 | |
| Social - Exchange Visits | \$592.30 | |
| Social - Other Functions | \$794.50 | |
| Total SOCIAL EVENTS | | \$5,222.15 |
| MISCELLANEOUS | | |
| Depreciation | \$1,323.68 | |
| Miscellaneous Expenditure | \$60.00 | |
| Bad Debts | \$277.10 | |
| Total MISCELLANEOUS | | \$1,660.78 |
| Total Expenses | | \$66,549.04 |
| NET PROFIT/(LOSS) | | <u>-\$7,266.14</u> |

FINANCIAL REPORT 2000

| Gear on Hand | | | |
|--------------------------------|----------------|----------------------|--------------------|
| Item | On Hand | Current Price | Total Value |
| Caps | 41 | \$10.00 | \$346.45 |
| Chambray Shirt - Size S | 2 | \$36.75 | \$64.83 |
| Flags | 17 | \$5.00 | \$575.59 |
| Garters | 5 | \$5.25 | \$27.37 |
| Gear Bag | 22 | \$20.00 | \$551.65 |
| Association Jacket - Size L | 3 | \$65.00 | \$235.44 |
| Association Jacket - Size M | 2 | \$65.00 | \$156.96 |
| Association Jacket - Size XL | 3 | \$65.00 | \$235.44 |
| Association Jacket - Size XXL | 3 | \$65.00 | \$235.44 |
| Association Jacket - Size XXXL | 2 | \$65.00 | \$156.96 |
| Association Jacket - Size 4XL | 1 | \$65.00 | \$78.48 |
| CDRLRA Jumper - Size 100 | 9 | \$47.00 | \$450.00 |
| CDRLRA Jumper - Size 110 | 38 | \$47.00 | \$1,900.00 |
| CDRLRA Jumper - Size 120 | 28 | \$47.00 | \$1,400.00 |
| CDRLRA Jumper - Size 130 | 1 | \$47.00 | \$50.00 |
| Polo Shirt - ARLRA - Size L | 4 | \$25.00 | \$123.20 |
| Polo Shirt - ARLRA - Size M | 2 | \$25.00 | \$61.60 |
| Polo Shirt - ARLRA - Size S | 3 | \$25.00 | \$84.00 |
| Polo Shirt - ARLRA - Size XL | 6 | \$25.00 | \$180.00 |
| Polo Shirt - ARLRA - Size XXL | 5 | \$25.00 | \$150.00 |
| Polo Shirt - ARLRA - Size XXXL | 5 | \$25.00 | \$140.00 |
| Polo Shirt - ARLRA - Size XXXX | 3 | \$25.00 | \$84.00 |
| Pullover Navy - Size 100 | 1 | \$47.25 | \$49.41 |
| Pullover Navy - Size 105 | 3 | \$47.25 | \$148.24 |
| Pullover Navy - Size 95 | 2 | \$47.25 | \$98.83 |
| Shorts Navy/Sky/White Size 16 | 10 | \$13.65 | \$180.00 |
| Shorts Navy/Sky/White Size 18 | 15 | \$13.65 | \$270.00 |
| Shorts Navy/Sky/White Size 30 | 3 | \$14.70 | \$44.50 |
| Shorts Size 30 - Black | 16 | \$9.00 | \$200.00 |
| Shorts Navy/Sky/White Size 32 | 9 | \$14.70 | \$135.00 |
| Shorts Size 32 - Black | 19 | \$9.00 | \$237.50 |
| Shorts Size 34 - Black | 27 | \$9.00 | \$337.50 |
| Shorts Size 36 - Black | 10 | \$9.00 | \$125.00 |
| Shorts Size 38 - Black | 21 | \$9.00 | \$320.50 |
| Shorts Size 40 - Black | 18 | \$9.00 | \$268.50 |
| Shorts Navy/Sky/White Size 42 | 2 | \$14.70 | \$28.00 |
| Shorts Size 42 - Black | 16 | \$9.00 | \$243.50 |
| Socks Navy/Sky turnover | 29 | \$5.00 | \$147.90 |
| Socks - Black | 61 | \$4.00 | \$274.50 |
| Spray Jacket - Size M | 1 | \$52.50 | \$0.00 |
| TIE with Whistle Emblems | 10 | \$25.00 | \$314.00 |
| Tie Country | 10 | \$13.25 | \$125.00 |

FINANCIAL REPORT 2000

| | Gear on Hand | | |
|-------------------------------|--------------|---------------------|--------------------|
| Item | On Hand | Current Price | Total Value |
| Tie Maroon | 7 | \$13.25 | \$87.50 |
| Track Suit Bottom - Size L | 2 | \$26.00 | \$51.60 |
| Track Suit Bottom - Size S | 2 | \$26.00 | \$60.00 |
| Track Suit Bottom - Size XL | 5 | \$26.00 | \$140.00 |
| Track Suit Bottom - Size XXL | 3 | \$26.00 | \$90.00 |
| Track Suit Bottom - Size XXXL | 2 | \$26.00 | \$60.00 |
| Track Suit Top - Size 16 | 1 | \$40.00 | \$60.00 |
| Track Suit Top - Size 26 | 1 | \$40.00 | \$40.00 |
| Track Suit Top - Men's | 2 | \$40.00 | \$100.00 |
| Track Suit Top - X Large | 2 | \$40.00 | \$160.00 |
| Track Suit Top - XXX Large | 2 | \$40.00 | \$120.00 |
| Whistle 58 1/2 Acme Thunderer | 8 | \$8.00 | \$86.16 |
| | | Grand Total: | \$11,890.55 |

Independent Audit Report

In 1999, this Association adopted the policy that we would have an Independent Auditor conduct the reconciliation of our financial records. Mr Stephen Barry, Student Member ASCPA and ICAA performed this function in 1999 and was also to have conducted this in the year 2000.

Unfortunately for the Association, Mr Stephen Barry obtained a promotion to the Gold Coast with Centrelink and was unable to fulfil the Audit. The late notice regarding his promotion coupled with the introduction of the GST and Business Activity Statements also meant that we were unable to obtain the services of another suitably qualified Auditor prior to the AGM in November. Arrangements are being made to obtain these services and the Draft Financial Statement is presented to the Annual General Meeting. A Special Meeting will be called in before our first meeting in March 2001 for presentation of the audited Financial Report.

Chris Nightingale
Treasurer

FINANCIAL REPORT 2000

INCOME & EXPENDITURE - 1996 TO 2000

| Income | 1996 | 1997 | 1998 | 1999 | 2000 | <i>Average</i> |
|---------------------|--------------------|---------------------|--------------------|--------------------|--------------------|--------------------|
| Affiliation Fees | \$4,430.00 | \$7,180.00 | \$6,900.80 | \$5,685.00 | \$5,282.50 | \$5,895.66 |
| Gear Sales | \$7,854.60 | \$8,641.95 | \$5,530.30 | \$4,589.70 | \$5,161.00 | \$6,355.51 |
| Social Events | \$2,089.00 | \$2,590.00 | \$3,177.00 | \$2,080.00 | \$2,947.00 | \$2,576.60 |
| Trial/Match Fees | \$64,945.10 | \$67,779.35 | \$55,837.70 | \$48,835.20 | \$43,806.10 | \$56,240.69 |
| Sponsorship | \$6,325.00 | \$10,000.00 | \$9,530.77 | \$8,480.25 | \$13,057.95 | \$9,478.79 |
| Miscellaneous | \$373.95 | \$119.88 | \$579.44 | \$115.73 | \$58.80 | \$249.56 |
| TOTALS | \$86,017.65 | \$96,311.18 | \$81,556.01 | \$69,785.88 | \$70,373.35 | \$80,808.81 |
| Expenditure | | | | | | |
| Training & Coaching | \$160.00 | \$582.35 | \$912.30 | \$130.00 | \$754.99 | \$507.93 |
| Development | \$1,307.79 | \$1,863.30 | \$1,224.96 | \$2,880.01 | \$2,655.91 | \$1,986.39 |
| Bank Charges | \$95.53 | \$113.32 | \$325.12 | \$262.63 | \$348.73 | \$229.07 |
| In Touch | \$3,589.47 | \$4,215.24 | \$2,517.06 | \$1,594.75 | \$1,641.44 | \$2,711.59 |
| Admin Costs | \$4,040.93 | \$3,563.93 | \$3,677.08 | \$3,469.69 | \$6,800.56 | \$4,310.44 |
| Gear Purchases | \$11,193.45 | \$394.42 | \$1,228.83 | \$539.31 | \$1,099.38 | \$2,891.08 |
| Trial/Match Fees | \$56,938.80 | \$115,720.45 | \$55,127.90 | \$45,623.20 | \$46,490.10 | \$63,980.09 |
| Social Events | \$6,158.54 | \$3,047.20 | \$5,669.64 | \$3,975.10 | \$5,222.15 | \$4,814.53 |
| Miscellaneous | \$12.00 | \$1,735.50 | \$1,230.10 | \$1,241.77 | \$1,660.78 | \$1,176.03 |
| TOTALS | \$83,496.51 | \$131,235.71 | \$71,912.99 | \$59,716.46 | \$66,674.04 | \$82,607.14 |

The above table is produced so that members can assess the financial situation of the Association over the past five (5) years. 1997 saw the introduction of the Mind Your Own Business (MYOB) Accounting Software, grouping all expenditure into one financial year, rather than spread across two years under the old paper based system. Whilst the expenditure in that year appears to be abnormally high, the figures were derived over an 18 month period.

APPOINTMENTS STATISTICS – 2000

GRAND FINAL APPOINTMENTS - 2000

| Grade | Referee | Touch Judges |
|-------|---------|--------------|
|-------|---------|--------------|

| Canberra District Junior Rugby League | | | |
|--|------------------|-----------------|-------------------|
| Women's | David Hall | Ken Hopkins | Chris Nightingale |
| George Tooke Shield | Ian Freeman | Ben Cummins | Phil Walsh |
| Canberra Raiders Cup C | Carmelo Bonanno | Michael Laverty | Dominic Feenan |
| Canberra Raiders Cup B | Robert Gallacher | Scott Hall | Matthew Hall |
| Canberra Raiders Cup A | Chris Wilson | Peter Castle | Darrin Brown |
| Interchange | | David Hall | Phill Byron |


| Canberra District Minor Rugby League | | | |
|---|-----------------|------------------------------|----------------|
| U10 (Div 2) | Daniel Wheeler | Tyson Flynn | Damien Robbie |
| U10 (Div 1) | Michael Meacham | Adam Lehoczky | Damien Robbie |
| U11 (Div 2) | Glenn Pollock | Matt Adam | Sarah Lyons |
| U11 (Div 1) | Greg Adam | James Charman | Aaron Meacham |
| U12 (Div 2) | Mark Ryan | James Charman | Ray Whitehead |
| U12 (Div 1) | Rowen Bendeich | James Charman | Ray Whitehead |
| U13 | Mark Berkeley | Paul Flynn | Phil Henderson |
| U14 | Paul Ryan | Greg Hall | Phil Henderson |
| U15 | Scott Norris | Jeff Gluck | Robert Moore |
| U16 | Ian Carroll | Brett Downes Scott Norris | James Duncan |
| U17 | Steve Doherty | Kym Gallacher | Scott Jopling |

APPOINTMENTS STATISTICS – 2000

| CANBERRA AND DISTRICT RUGBY LEAGUE REFEREES ASSOCIATION | | | | | | | | | | |
|--|----|----|---|----|----|-----|---|----|----|----|
| SUMMARY OF JUNIOR LEAGUE APPOINTMENTS | | | | | | | | | | |
| (NOT INCLUDING FINALS SERIES) | | | | | | | | | | |
| NAME | A | AL | B | BL | B1 | B1L | C | CL | W | WL |
| ADAM G | | | | | | 4 | | | | |
| ADAMS D | | 3 | 4 | | 3 | | | 1 | | |
| BENDEICH R | | 1 | | 7 | | 9 | | 6 | | |
| BERKELEY M | | | | | | 6 | | | | |
| BONANNO C | 13 | | | 3 | 3 | | | | | |
| BROWN D | 3 | 4 | 6 | | 3 | 1 | | | | |
| BYRON P | | 2 | 1 | | 8 | 1 | 1 | | | |
| CARROLL I | | 1 | | 7 | | 4 | | 5 | | |
| CASTLE P | 3 | 4 | 4 | | 4 | | | | | |
| CHARMAN J | | 1 | | 2 | | 3 | | 2 | | |
| CLARK G (W/S) | 1 | | | | | | | | | |
| CULLA M | | 5 | 3 | 1 | 4 | 1 | 3 | | | |
| CUMMINS B | | 3 | 1 | 3 | 1 | | 2 | 3 | | |
| CUTLER M | | 3 | | 3 | | | | | | |
| DOHERTY S | | 2 | | 2 | | 5 | | | | |
| DOWNES B | | | | | | 3 | | | | |
| DUNCAN J | | 1 | | 5 | | 3 | | 5 | | |
| FEENAN D | | 13 | 6 | | | 2 | 6 | | | |
| FLYNN P | | | | 1 | | 1 | | 1 | | |
| FREEMAN I | 10 | | | 2 | 3 | | | 2 | | |
| FREEMAN M | | 4 | | 1 | | 1 | 4 | | | |
| GALLACHER K | | 2 | | 6 | | 6 | | 4 | | |
| GALLACHER R | 13 | | | 1 | 2 | 1 | | | | |
| GREGORY B | | 1 | | 5 | | 7 | | 4 | | 1 |
| HALL D | | 3 | | 1 | 1 | 5 | 2 | 1 | 2 | |
| HALL M | | 4 | | 10 | | 5 | | 6 | | |
| HALL S | | 4 | | 8 | | 5 | | 4 | | |
| HENDERSON P | | | | 5 | | 5 | | 7 | | |
| HOPKINS K | | 1 | | 1 | | | | 1 | 11 | 1 |
| JAMES C (W/S) | | 1 | | | | | 1 | | | |
| JOPLING S | | 4 | | 5 | | 8 | | 3 | | |
| KELLY P | | | | 2 | | 2 | | 2 | | |
| LANE B | | 3 | | 1 | 9 | 3 | 4 | | | |
| LAVERTY M | 2 | 6 | 7 | 1 | 4 | 2 | 2 | 1 | | |
| LYONS I | | 5 | 1 | | 9 | 1 | 4 | | | |
| MEACHAM M | | | | 4 | | 8 | | 4 | | |
| MOORE R | | | | | | 3 | | 1 | | |
| NIGHTINGALE C | | 9 | 7 | | | 7 | 2 | 1 | 1 | |

FINANCIAL REPORT 2000

| <i>CANBERRA AND DISTRICT RUGBY LEAGUE REFEREES ASSOCIATION</i> | | | | | | | | | | |
|--|-----------|------------|-----------|------------|-----------|------------|-----------|-----------|-----------|----------|
| <i>SUMMARY OF JUNIOR LEAGUE APPOINTMENTS</i> | | | | | | | | | | |
| <i>(NOT INCLUDING FINALS SERIES)</i> | | | | | | | | | | |
| NAME | A | AL | B | BL | B1 | B1L | C | CL | W | WL |
| NORRIS S | | | | 8 | | 6 | | 6 | | |
| PEISLEY J | | 1 | | 3 | | | | 2 | | |
| RYAN M | | 2 | | 6 | | 7 | | 5 | 15 | |
| RYAN P | | 3 | | 1 | | 6 | 3 | 2 | | |
| SMITH N | | 6 | 4 | | | 1 | 5 | | | |
| STUART P | | | | | | | 1 | | | |
| WALSH P | | 8 | 8 | | 7 | | 1 | | | |
| WARD M (W/S) | | 1 | 1 | | | | | | | |
| WATTS M | | | | | | 1 | | | | |
| WHEELER D | | | | | | 1 | | | | |
| WHITEHEAD R | | | | 2 | | 8 | | 2 | | |
| WHITTINGTON N | | 1 | 1 | | | | | | | |
| WILLIAMS M | | | | | | 1 | | | | |
| WILSON C | 11 | | 1 | 2 | 2 | 1 | | | | |
| WRITER I | | | | 1 | | 3 | | 1 | | |
| Totals | 56 | 112 | 55 | 110 | 70 | 140 | 41 | 82 | 29 | 2 |



APPOINTMENTS STATISTICS – 2000

| <i>CANBERRA AND DISTRICT RUGBY LEAGUE REFEREES ASSOCIATION SUMMARY OF JUNIOR LEAGUE FINALS APPOINTMENTS</i> | | | | | | | | | | | |
|--|----------|-----------|----------|----------|----------|-----------|----------|----------|----------|----------|----------|
| APPNME | A | AL | B | BL | B1 | B1L | C | CL | Inter | W | WL |
| BONANNO C | | | 1 | | | | 2 | | | | |
| BROWN D | | 3 | | | 1 | | | 1 | | | |
| BYRON P | | | | | | 2 | | | 2 | | |
| CARROLL I | | | | | | | | | | 1 | |
| CASTLE P | | 3 | | | 1 | | | | | | |
| CULLA M | | | | | | | | 1 | | | |
| CUMMINS B | | 2 | | | | 2 | | | | | |
| DUNCAN J | | | | | | | | | | | 2 |
| FEENAN D | | | | | | | 1 | 2 | | | |
| FREEMAN I | | | 1 | | 2 | | | | | | |
| GALLACHER R | 2 | | 2 | | 1 | | | | | | |
| HALL D | | | | | | 2 | | | 2 | 3 | 2 |
| HALL M | | | | 4 | | | | | | | 1 |
| HALL S | | | | 4 | | | | | | | 1 |
| HOPKINS K | | | | | | | | | | | 1 |
| LAVERTY M | | | | | | | 1 | 2 | | | |
| NIGHTINGALE C | | | | | | | | | | | 1 |
| RYAN M | | | | | | 2 | | | 1 | | |
| RYAN P | | | | | | | | 2 | | | |
| WALSH P | | 2 | | | | 2 | | | | | |
| WHITEHEAD R | | | | | | 2 | | | 1 | | |
| WILSON C | 3 | | | | 1 | | | | | | |
| Totals | 5 | 10 | 4 | 8 | 6 | 12 | 4 | 8 | 6 | 4 | 8 |

APPOINTMENTS STATISTICS – 2000

| CANBERRA AND DISTRICT RUGBY LEAGUE REFEREES ASSOCIATION SUMMARY OF MINOR LEAGUE FINALS APPOINTMENTS | | | | | | | | | | | | | | | | |
|--|----------|-----------|----------|----------|----------|----------|----------|----------|----------|----------|----------|-----------|----------|-----------|----------|-----------|
| APPNME | 17 | 17L | 16 | 16L | 15 | 15L | 14 | 14L | 13 | 13L | 12 | 12L | 11 | 11L | 10 | 10L |
| ADAM G | | | | 1 | | | | | | 1 | | | 3 | | | |
| ADAM M | | | | | | | | | | | | | | 2 | | 2 |
| BENDEICH R | | | | 1 | | | | | | | 3 | | | | | 1 |
| BERKELEY M | | | | | | | | | 1 | | 1 | | 1 | | | 1 |
| BURRETT B | | | | | | | | | | | | | | 2 | | |
| CARROLL I | | 1 | 3 | 1 | | | | | | | | | | | | |
| CARROLL L | | | | | | | | | | | | 2 | | | | 1 |
| CHARMAN J | | | | | | | | | | 1 | | 3 | 1 | 2 | | |
| DOHERTY S | 3 | | | | | | | | | | | | | | | |
| DOWNES B | | | | 2.5 | | 1 | | | | | | | | | | |
| DUNCAN J | | | | 2 | 1 | | | | | | | | | | | |
| FLYNN P | | | | | | | | 1 | 1 | 2 | | | | | | |
| FLYNN T | | | | | | | | | | | | | | 2 | | 2 |
| GALLACHER K | | 2 | | | | | 1 | | | | | | | | | |
| GAZZAON D | | | | | | | | | | | | 2 | | | | 2 |
| GLUCK J | | | | | | 3 | | | | | | | | | | |
| GREGORY B | | 3 | | | | 1 | | | | | | | | | | |
| HALL G | | | | | | | | 2 | | | | | | | 1 | |
| HALL M | | | | | | | | | 2 | | | 1 | | | | |
| HALL S | | | | | | | | | | | 2 | 1 | | | | |
| HENDERSON P | | | | | | | | 3 | | 3 | | | | 1 | | |
| JOPLING S | | 2 | 1 | | | | | | | | | | | | | |
| KELLY P | 2 | | | | | | | | | | | | | | | |
| LANE B | | 2 | | | | | | | | | | | | | | |
| LEHOCZKY A | | | | | | | | | | | | | | 2 | | 2 |
| LYONS S | | | | | | | | | | | | | | 4 | | 2 |
| MEACHAM A | | | | | | | | | | | | 3 | | 2 | | |
| MEACHAM M | | | | | | 1 | | | | | | | | | 3 | |
| MOORE R | | | | | | 2 | | | | | | | 1 | | | 1 |
| NORRIS S | | | | 0.5 | 3 | | | | | 1 | | | | | | |
| POLLOCK G | | | | | | | | | | | 1 | | 2 | | | |
| ROBBIE D | | | | | | | | | | | | 2 | | 1 | | 2 |
| RYAN M | | | | | | | | 1 | | | 1 | | 1 | | | |
| RYAN P | | | | | | | 3 | | | | | | | | | |
| WHEELER D | | | | | | | | | | | | | | | 3 | |
| WHITEHEAD R | | | | | | | | 1 | | | | 2 | | | 1 | |
| Totals | 5 | 10 | 4 | 8 | 4 | 8 | 4 | 8 | 4 | 8 | 8 | 16 | 9 | 18 | 8 | 16 |

Summary of Appointments between 1980 and 2000

| Name | Senior Appointments (including Finals) | | | | | | | | | Other Appointments | | | | | | Minor League Appointments (Final Series Only) - From 1990 to 2000 | | | | | | | | | | | | | | | | | | |
|-----------------|--|-------|-------|------|------|------|-------|-------|-------|--------------------|-----|-----|-----|------|-------|---|----|-----|-----|-----|-----|-----|-----|-----|-----|-----|-----|-----|------|------|------|------|------|-------|
| | A | AL | B | BL | C | CL | Cntr | Line | Total | U | UL | W | WL | Cntr | Lines | Total | 17 | 17L | 16 | 16L | 15 | 15L | 14 | 14L | 13 | 13L | 12 | 12L | 11 | 11L | 10 | 10L | Cntr | Lines |
| ADAM Greg | | | | 4.0 | | | | 4.0 | 4.0 | | | | | | | | | | 1.0 | | | | | | 1.0 | | | 3.0 | | | | 3.0 | 2.0 | 5.0 |
| ADAM Matt | | | | | | | | | | | | | | | | | | | | | | | | | | | 2.0 | | 2.0 | | | 4.0 | 4.0 | |
| ADAMS Dave | 8.0 | 69.0 | 55.0 | 70.0 | 44.0 | 23.0 | 107.0 | 162.0 | 269.0 | 1.0 | | 6.0 | | 7.0 | | 7.0 | | 2.0 | | 1.0 | | | | 1.0 | | | 3.0 | 1.0 | | 3.0 | | 5.0 | 6.0 | 11.0 |
| AISTHORPE Vince | | 3.0 | 9.0 | 5.0 | | 1.0 | 9.0 | 9.0 | 18.0 | | | | | | | | | | | | | | | | | | | | | | | | | |
| ALCOCK Andrew | | | | 3.0 | | 2.0 | | 5.0 | 5.0 | | | | | | | | | | | | 1.0 | | | | | | 6.0 | | 2.0 | | | 9.0 | 9.0 | |
| ALLEN Jim | | 5.0 | | 17.0 | | 5.0 | | 27.0 | 27.0 | | | | | | | | | | | | | | | | | | | | | | | | | |
| ARNOLD Ken | | 10.0 | | 8.0 | | 8.0 | | 26.0 | 26.0 | | | 1.0 | | 1.0 | | 1.0 | | | | | 3.0 | | 1.0 | | 1.0 | | 2.0 | | | | 7.0 | 7.0 | | |
| BAILLIE | | | | 1.0 | | 1.0 | | 2.0 | 2.0 | | | | | | | | | | | | | | | | | | | | | | | | | |
| BAKER | | 0.5 | | 4.0 | | 4.0 | | 8.5 | 8.5 | | | | | | | | | | | | | | | | | | | | | | | | | |
| BARNES Michael | | | | 6.0 | | 4.0 | | 10.0 | 10.0 | | | | | | | | | | | | | | | | | | | | | | | | | |
| BATTEN Anthony | | 3.0 | 2.0 | 65.0 | | 21.0 | 2.0 | 89.0 | 91.0 | | | 1.0 | | 1.0 | | 1.0 | | | | 7.0 | | 5.0 | 1.0 | 5.0 | | | | | | 10.0 | 8.0 | 18.0 | | |
| BELL Ken | | 31.5 | 24.0 | 64.0 | 30.5 | 44.0 | 54.5 | 139.5 | 194.0 | | | | | | | | | | | | | | | | | | | | | | | | | |
| BELLINGHAM A | | | | 4.0 | | 2.0 | | 6.0 | 6.0 | | | | | | | | | | | | | | | | | | | | | | | | | |
| BENDEICH Rowen | | 1.0 | | 18.0 | | 6.0 | | 25.0 | 25.0 | | | | | | | | | | | 1.0 | | | | | 3.0 | | 7.0 | | 9.0 | 3.0 | 17.0 | 20.0 | | |
| BERGIN B | | | | 2.0 | | 1.0 | | 3.0 | 3.0 | | | | | | | | | | | | | | | | | | | | | | | | | |
| BERKELEY Mark | | | | 9.0 | | 5.0 | | 14.0 | 14.0 | | | | | | | | | | | | | | | 1.0 | 1.0 | | 5.0 | | 1.0 | 7.0 | 1.0 | 8.0 | | |
| BISSETT Noel | 39.0 | | | | | 5.0 | 39.0 | 5.0 | 44.0 | | | | | | | | | | | | | | | | | | | | | | | | | |
| BOLTON Brian | 31.0 | 39.0 | 116.0 | 56.0 | 14.0 | 24.0 | 161.0 | 119.0 | 280.0 | 1.0 | | 0.0 | 1.0 | 1.0 | 1.0 | 2.0 | | 5.0 | 2.0 | 4.0 | 2.0 | 1.0 | 2.0 | | 1.0 | | 1.0 | | 10.0 | 8.0 | 18.0 | | | |
| BONANNO Carmelo | 22.0 | 62.0 | 143.0 | 84.5 | 25.5 | 30.0 | 190.5 | 176.5 | 367.0 | 2.0 | | 1.0 | | 3.0 | | 3.0 | | | | | | | | | | | | | | | | | | |
| BOYE Carl | | | 24.0 | | 5.0 | | 29.0 | | 29.0 | | | | | | | | | | | | | | | | | | | | | | | | | |
| BRADFORD Noel | | 8.0 | 16.0 | 32.0 | 3.0 | 12.0 | 19.0 | 52.0 | 71.0 | 6.0 | 1.0 | | | 6.0 | 1.0 | 7.0 | | | 4.0 | | 2.0 | | 2.0 | | 2.0 | | | | | 10.0 | 10.0 | | | |
| BRAMLEY Paul | | 2.0 | | 9.5 | | 8.0 | | 19.5 | 19.5 | | | | | | | | | | | | | | | | | | | | | | | | | |
| BRAZEL | 4.0 | | 18.0 | | 4.0 | | 26.0 | | 26.0 | | | | | | | | | | | | | | | | | | | | | | | | | |
| BRINDELL Allan | | 2.0 | | 12.0 | | 6.0 | | 20.0 | 20.0 | | | | | | | | | | | | | | | | | | | | | | | | | |
| BROWN Anthony | | 1.0 | | 25.0 | | 17.0 | | 43.0 | 43.0 | | | | | | | | | | | | | | | | | | | | | | | | | |
| BROWN Darrin | 3.0 | 11.0 | 25.0 | 4.0 | 1.0 | 5.0 | 29.0 | 20.0 | 49.0 | | | | | | | | | | | | | | | | | | | | | | | | | |
| BROWN Jason | | | | 9.0 | | 3.0 | | 12.0 | 12.0 | | | | | | | | | | | | | 3.0 | | | 1.0 | | 3.0 | | 2.0 | | | 9.0 | 9.0 | |
| BURRETT Ben | | | | | | | | | | | | | | | | | | | | | | | | | | | 2.0 | | | | 2.0 | 2.0 | | |
| BYRON Phil | 9.0 | 109.5 | 144.0 | 62.5 | 18.5 | 27.0 | 171.5 | 199.0 | 370.5 | | | | | | | | | | | | | | | | | | | | | | | | | |
| CAHILL Chris | 2.0 | 60.0 | 63.5 | 83.5 | 49.0 | 35.0 | 114.5 | 178.5 | 293.0 | 4.0 | | | 2.0 | 4.0 | 2.0 | 6.0 | | | | | | | 2.0 | | | | | | | | 2.0 | 2.0 | | |
| CALLAGHAN Len | | 2.0 | | 12.5 | | 4.0 | | 18.5 | 18.5 | | | | | | | | | | | | | | | 4.0 | | | | | | | | 4.0 | 4.0 | |
| CAMBRIDGE Bob | 26.0 | | 27.0 | | 14.0 | | 67.0 | | 67.0 | | | | | | | | | | | | | | | | | | | | | | | | | |
| CARMODY Andrew | | 12.0 | | 38.0 | 22.0 | 11.0 | 22.0 | 61.0 | 83.0 | | | | 1.0 | | 1.0 | 1.0 | | | | | | | 8.0 | 2.0 | | | | | 4.0 | | 12.0 | 2.0 | 14.0 | |

Summary of Appointments between 1980 and 2000

| Name | Senior Appointments (including Finals) | | | | | | | | | Other Appointments | | | | | | Minor League Appointments (Final Series Only) - From 1990 to 2000 | | | | | | | | | | | | | | | | | | | | | |
|------------------|--|------|------|------|------|------|-------|-------|-------|--------------------|----|-----|-----|------|-------|---|----|-----|-----|-----|-----|-----|-----|-----|-----|-----|-----|-----|-----|-----|-----|------|------|-------|-------|--|--|
| | A | AL | B | BL | C | CL | Cntr | Line | Total | U | UL | W | WL | Cntr | Lines | Total | 17 | 17L | 16 | 16L | 15 | 15L | 14 | 14L | 13 | 13L | 12 | 12L | 11 | 11L | 10 | 10L | Cntr | Lines | Total | | |
| CARPENTER W | | | 9.0 | | 1.0 | | 10.0 | | 10.0 | | | | | | | | | | | | | | | | | | | | | | | | | | | | |
| CARROLL Ian | | 3.0 | | 23.0 | | 13.0 | | 39.0 | 39.0 | | | 1.0 | | 1.0 | | 1.0 | | 1.0 | 3.0 | 1.0 | | | | | | | 4.0 | 2.0 | | 3.0 | | | 7.0 | 7.0 | 14.0 | | |
| CARROLL Luke | | | | | | | | | | | | | | | | | | | | | | | | | | | 2.0 | | | | 1.0 | | 3.0 | 3.0 | | | |
| CARROLL Zoe | | | | | | | | | | | | | | | | | | | | | | | | | | 6.0 | | | | 6.0 | | 12.0 | 12.0 | | | | |
| CASSILLES Harry | | | | 43.0 | | 17.0 | | 60.0 | 60.0 | | | | | | | | | | | | | | 2.0 | | 2.0 | | | 2.0 | | 3.0 | | 9.0 | 9.0 | | | | |
| CASTLE Peter | 7.0 | 43.0 | 46.0 | 33.0 | 18.0 | 20.0 | 71.0 | 96.0 | 167.0 | | | | | | | | | 2.0 | | 1.0 | 7.0 | | | | | | 1.0 | | | 4.0 | 7.0 | 11.0 | | | | | |
| CHAPMAN Bruce | | 41.0 | | 44.0 | 1.0 | 33.5 | 1.0 | 118.5 | 119.5 | | | 5.0 | | 5.0 | | 5.0 | | | | | | | | | | | | | | | | | | | | | |
| CHARMAN James | | 1.0 | | 5.0 | | 2.0 | | 8.0 | 8.0 | | | | | | | | | | | | | | | | 1.0 | | 3.0 | 1.0 | 2.0 | | 1.0 | 6.0 | 7.0 | | | | |
| CLARKE Eric | | | | 29.0 | | 4.0 | | 33.0 | 33.0 | | | | | | | | | | | | | 4.0 | | 2.0 | | | | | | | 6.0 | 6.0 | | | | | |
| CLARKE Frank | | 1.0 | | 14.0 | | 6.0 | | 21.0 | 21.0 | | | | | | | | | | | | | | | | | | | | | | | | | | | | |
| CLOSE Wayne | 45.0 | 7.0 | 23.0 | 8.0 | | 6.0 | 68.0 | 21.0 | 89.0 | | | | | | | | | | | | | | | | | | | | | | | | | | | | |
| COBB Brian | 19.0 | 12.0 | 22.0 | 22.0 | 13.0 | 6.0 | 54.0 | 40.0 | 94.0 | | | | | | | | | | 1.0 | | 4.0 | | 3.0 | 1.0 | 1.0 | | | 3.0 | 4.0 | 1.0 | | 13.0 | 5.0 | 18.0 | | | |
| COLLINS Chris | | | | 13.0 | | 6.0 | | 19.0 | 19.0 | | | | | | | | | | | | | | | | | | | 4.0 | | 5.0 | | 9.0 | | 9.0 | | | |
| COLMAN Clem | | | | 23.0 | | 9.0 | | 32.0 | 32.0 | | | | 1.0 | | 1.0 | 1.0 | | | | | | | 1.0 | | 5.0 | 4.0 | | | | 4.0 | 6.0 | 10.0 | | | | | |
| COOK David | 8.0 | 17.0 | 28.0 | 27.5 | 11.0 | 15.0 | 47.0 | 59.5 | 106.5 | | | | | | | | | | | | | | | | | | | | | | | | | | | | |
| CORBITT | | | | | 8.0 | | 8.0 | | 8.0 | | | | | | | | | | | | | | | | | | | | | | | | | | | | |
| CORCORAN | | | 5.0 | | | | 5.0 | | 5.0 | | | | | | | | | | | | | | | | | | | | | | | | | | | | |
| COREY | 6.0 | | 7.0 | | 7.0 | | 20.0 | | 20.0 | | | | | | | | | | | | | | | | | | | | | | | | | | | | |
| CORNELIUSEN Alan | | 8.0 | 6.0 | 15.0 | | 6.0 | 6.0 | 29.0 | 35.0 | | | | | | | | | | | | | | | | | | | | | | | | | | | | |
| COSGROVE Steve | | 13.0 | 1.0 | 20.0 | 13.0 | 13.0 | 14.0 | 46.0 | 60.0 | | | | | | | | | | | | | | | | | | | | | | | | | | | | |
| COSTER Paul | | 4.0 | 2.0 | 1.0 | 1.0 | 3.0 | 3.0 | 8.0 | 11.0 | | | | | | | | | | | | | | | | | | | | | | | | | | | | |
| CRANSTON Rod | 58.0 | 10.5 | 42.0 | 13.0 | 1.0 | 9.0 | 101.0 | 32.5 | 133.5 | | | | 1.0 | | 1.0 | 1.0 | | | | | | | | | | | | | | | | | | | | | |
| CULLA Mark | | 5.0 | 7.0 | 2.0 | 3.0 | 1.0 | 10.0 | 8.0 | 18.0 | | | | | | | | | | | | | | | | | | | | | | | | | | | | |
| CULLEN | | | | 6.0 | | 5.0 | | 11.0 | 11.0 | | | | | | | | | | | | | | | | | | | | | | | | | | | | |
| CUMMINS Ben | 55.0 | 15.0 | 42.0 | 57.0 | 14.0 | 32.0 | 111.0 | 104.0 | 215.0 | | | 1.0 | 2.0 | 1.0 | 2.0 | 3.0 | | | | | | | | | 2.0 | | | | | | | 2.0 | 2.0 | | | | |
| CURTIS Gary | 5.0 | 25.0 | 46.0 | 16.0 | 24.0 | 7.0 | 75.0 | 48.0 | 123.0 | | | | | | | | | | | | | | | | | | | | | | | | | | | | |
| CURTIS Michael | | 8.0 | 5.0 | 28.0 | 10.0 | 20.0 | 15.0 | 56.0 | 71.0 | | | | | | | | | | | | | | 2.0 | | 3.0 | | | | | | 5.0 | 5.0 | | | | | |
| CUTLER Martin | 20.0 | 30.0 | 87.0 | 38.0 | 3.0 | 17.0 | 110.0 | 85.0 | 195.0 | | | | 1.0 | | 1.0 | 1.0 | | | | | | | | | | | | | | | | | | | | | |
| DADE Gary | | 18.0 | | 41.0 | 10.0 | 30.0 | 10.0 | 89.0 | 99.0 | | | | | | | | | | | | | | | | | | | | | | | | | | | | |
| DAGWELL John | | 25.0 | | 29.0 | | 26.0 | | 80.0 | 80.0 | | | 3.0 | 2.0 | 3.0 | 2.0 | 5.0 | | | | | | | | | | | | | | | | | | | | | |
| DANG Binh | | | | | | | | | | | | | | | | | | | | | | | | | | | 3.0 | | 3.0 | | 2.0 | | 8.0 | 8.0 | | | |
| DANG Minh | | 3.0 | | 31.0 | | 13.0 | | 47.0 | 47.0 | | | | | | | | | | | | | | 4.0 | | | | 4.0 | | 4.0 | 8.0 | 4.0 | 4.0 | 12.0 | | | | |
| DANIELS Ken | | 4.0 | 11.0 | 13.0 | 2.0 | 2.0 | 13.0 | 19.0 | 32.0 | | | | | | | | | | | | | | | | | | | | | | | | | | | | |

Summary of Appointments between 1980 and 2000

| Name | Senior Appointments (including Finals) | | | | | | | | | Other Appointments | | | | | | Minor League Appointments (Final Series Only) - From 1990 to 2000 | | | | | | | | | | | | | | | | | | | | | |
|--------------------|--|------|------|------|------|------|-------|-------|-------|--------------------|-----|------|-----|------|-------|---|-----|-----|-----|-----|-----|-----|-----|-----|-----|-----|-----|-----|------|-----|-----|-----|------|-------|-------|-----|-----|
| | A | AL | B | BL | C | CL | Cntr | Line | Total | U | UL | W | WL | Cntr | Lines | Total | 17 | 17L | 16 | 16L | 15 | 15L | 14 | 14L | 13 | 13L | 12 | 12L | 11 | 11L | 10 | 10L | Cntr | Lines | Total | | |
| DAVY Kerry | | | 3.0 | 6.0 | 1.0 | 3.0 | 4.0 | 9.0 | 13.0 | 1.0 | | | | 1.0 | | 1.0 | | | | | | | | | | | | | | | | | | | | | |
| DAWSON Ray | | 0.5 | | 19.0 | | 5.0 | | 24.5 | 24.5 | | | | | | | | | | | | | | | | | | | | | | | | | | | | |
| DE GRAAF | | 2.0 | | | 1.0 | 1.0 | 1.0 | 3.0 | 4.0 | | | | | | | | | | | | | | | | | | | | | | | | | | | | |
| DENSTEN Simon | | | | 23.0 | | 9.0 | | 32.0 | 32.0 | | | | | | | | | | 3.0 | | 2.0 | | | | | | | | | | | | | | 5.0 | 5.0 | |
| DOHERTY Steve | | 16.0 | 37.0 | 51.0 | 8.0 | 17.0 | 45.0 | 84.0 | 129.0 | 8.0 | | 2.0 | | 10.0 | | 10.0 | 3.0 | 3.0 | 1.0 | 3.0 | 4.0 | | | | | 1.0 | | | | | | | 6.0 | 9.0 | 15.0 | | |
| DONOHUE P | | 1.0 | | 3.0 | | 2.0 | | 6.0 | 6.0 | | | | | | | | | | | | | | | | | | | | | | | | | | | | |
| DOSEN Tony | | 17.0 | 12.0 | 33.0 | 27.0 | 9.0 | 39.0 | 59.0 | 98.0 | 6.0 | 1.0 | | | 6.0 | 1.0 | 7.0 | | | | | 3.0 | 3.0 | 1.0 | | | | | | | | | 3.0 | 4.0 | 7.0 | | | |
| DOWNES Brett | | | 1.0 | 34.0 | | 7.0 | 1.0 | 41.0 | 42.0 | 1.0 | | | | 1.0 | | 1.0 | | | 2.5 | | 4.0 | | 3.0 | | 6.0 | | 3.0 | | | | | | 21.5 | 21.5 | | | |
| DROVER Chris | | | | 18.0 | | 8.0 | | 26.0 | 26.0 | | | | | | | | | | | | | | | | | | | 4.0 | | 4.0 | | 8.0 | | 8.0 | | | |
| DUNCAN James | | 1.0 | | 8.0 | | 5.0 | | 14.0 | 14.0 | | | | 2.0 | | 2.0 | 2.0 | | | 2.0 | 1.0 | | | | | | | | | | | | 1.0 | 2.0 | 3.0 | | | |
| DUNN Steven | | | | 7.0 | | 5.0 | | 12.0 | 12.0 | | | | | | | | | | | | | | | | | | | | 11.0 | | | | | 11.0 | 11.0 | | |
| EADE Greg | 17.0 | 33.5 | 38.0 | 10.0 | 12.0 | 8.0 | 67.0 | 51.5 | 118.5 | | | | | | | | | | | | | | | | | | | | | | | | | | | | |
| EBSWORTH Gavin | | 28.0 | | 15.0 | 1.0 | 23.0 | 1.0 | 66.0 | 67.0 | | | 10.0 | 1.0 | 10.0 | 1.0 | 11.0 | | 4.0 | | 1.0 | | | | | | | | | | | | | 5.0 | 5.0 | | | |
| ELLIOTT Jason | 61.0 | 25.0 | 29.0 | 58.0 | 42.0 | 19.0 | 132.0 | 102.0 | 234.0 | | | | 1.0 | | 1.0 | 1.0 | | | | | | | | | | | | | | | | | | | | | |
| ELLIS | 31.0 | | 18.0 | | 2.0 | | 51.0 | | 51.0 | | | | | | | | | | | | | | | | | | | | | | | | | | | | |
| ETHERDEN J | | 2.0 | | 12.0 | 2.0 | 4.0 | 2.0 | 18.0 | 20.0 | | | | | | | | | | | | | | | | | | | | | | | | | | | | |
| EVANS Paul | | | | | 5.0 | | 5.0 | | 5.0 | | | | | | | | | | | | | | | | | | | | | | | | | | | | |
| EVANS Peter | 1.0 | | | | | | 1.0 | | 1.0 | | | | | | | | | | | | | | | | | | | | | | | | | | | | |
| FARDELL | | | | 4.0 | | 4.0 | | 8.0 | 8.0 | | | | | | | | | | | | | | | | | | | | | | | | | | | | |
| FEENAN Dominic | | 13.0 | 6.0 | 13.0 | 8.0 | 4.0 | 14.0 | 30.0 | 44.0 | | | | | | | | 3.0 | | | | | | | | | | | | | | | | 3.0 | | 3.0 | | |
| FIELD | | | | 1.0 | | 1.0 | | 2.0 | 2.0 | | | | | | | | | | | | | | | | | | | | | | | | | | | | |
| FIELDING | | | 12.0 | 3.0 | 5.0 | 3.0 | 17.0 | 6.0 | 23.0 | | | | | | | | | | | | | | | | | | | | | | | | | | | | |
| FINKLE Peter | | 8.0 | 10.0 | 28.0 | 7.0 | 3.0 | 17.0 | 39.0 | 56.0 | | | | | | | | | | | | | | | | | | | | | | | | | | | | |
| FITZGERALD Charles | 2.0 | 40.0 | 52.0 | 55.5 | 33.0 | 26.0 | 87.0 | 121.5 | 208.5 | | | 1.0 | | 1.0 | | 1.0 | 4.0 | | | 1.0 | | | | | | | | | | | | 8.0 | 5.0 | 8.0 | 13.0 | | |
| FLANNERY | | | 12.0 | | 5.0 | | 17.0 | | 17.0 | | | | | | | | | | | | | | | | | | | | | | | | | | | | |
| FLEMING John | 6.0 | | 12.0 | | 4.0 | | 22.0 | | 22.0 | | | | | | | | | | | | | | | | | | | | | | | | | | | | |
| FLYNN | | | | 7.0 | | 4.0 | | 11.0 | 11.0 | | | | | | | | | | | | | | | | | | | | | | | | | | | | |
| FLYNN Paul | | | | 16.0 | | 6.0 | | 22.0 | 22.0 | | | | | | | | | | | | | | 3.0 | 1.0 | 6.0 | | 2.0 | | 8.0 | 3.0 | 4.0 | 4.0 | 23.0 | 4.0 | 27.0 | | |
| FLYNN Tyson | | | | | | | | | | | | | | | | | | | | | | | | | | | | 2.0 | | 2.0 | | 4.0 | 4.0 | 4.0 | 4.0 | 4.0 | 4.0 |
| FORD Col | 4.0 | 57.0 | 69.0 | 66.5 | 22.0 | 39.0 | 95.0 | 162.5 | 257.5 | | | | | | | | | | | | | | | | | | | | | | | | | | | | |
| FORFEIT | | | 1.0 | 2.0 | 1.0 | 2.0 | 2.0 | 4.0 | 6.0 | | | | | | | | | | | | | | | | | | | | | | | | | | | | |
| FRAZER Peter | 8.0 | | 34.0 | | 8.0 | 1.0 | 50.0 | 1.0 | 51.0 | | | | | | | | | | | | | | | | | | | | | | | | | | | | |
| FREEMAN Ian | 13.0 | 21.0 | 46.0 | 26.0 | 11.0 | 7.0 | 70.0 | 54.0 | 124.0 | | | 5.0 | | 5.0 | | 5.0 | 1.0 | | 3.0 | | 3.0 | | | | | 1.0 | | | | | | 7.0 | 1.0 | 8.0 | | | |

Summary of Appointments between 1980 and 2000

| Name | Senior Appointments (including Finals) | | | | | | | | | Other Appointments | | | | | | | Minor League Appointments (Final Series Only) - From 1990 to 2000 | | | | | | | | | | | | | | | | | | | | | |
|-----------------------|--|-------|------|-------|------|------|-------|-------|-------|--------------------|-----|------|------|------|-------|-------|---|-----|-----|-----|-----|-----|-----|-----|------|-----|------|-----|-----|-----|-----|------|------|-------|-------|-----|--|--|
| | A | AL | B | BL | C | CL | Cntr | Line | Total | U | UL | W | WL | Cntr | Lines | Total | 17 | 17L | 16 | 16L | 15 | 15L | 14 | 14L | 13 | 13L | 12 | 12L | 11 | 11L | 10 | 10L | Cntr | Lines | Total | | | |
| FREEMAN Matthew | | 4.0 | | 10.0 | 4.0 | 4.0 | 4.0 | 18.0 | 22.0 | | | | | | | | | | 1.0 | | 2.0 | | 3.0 | | | | | | | | | | | | 6.0 | 6.0 | | |
| FROST Peter | 6.0 | 12.0 | 41.0 | 8.0 | 22.0 | 5.0 | 69.0 | 25.0 | 94.0 | | | | | | | | | | | | | | | | | | | | | | | | | | | | | |
| FUNNELL John | | 37.0 | 21.0 | 108.0 | 19.0 | 52.0 | 40.0 | 197.0 | 237.0 | | | | 2.0 | | 2.0 | 2.0 | | | | | | | | | | | | | | | | | | | | | | |
| GABLER Jonathon | | | | 13.0 | | 12.0 | | 25.0 | 25.0 | | | | | | | | | | | | | | | | | | | | | | | | | | | | | |
| GALLACHER Kym | | 11.0 | | 55.0 | | 35.0 | | 101.0 | 101.0 | | | | 3.0 | | 3.0 | 3.0 | | 2.0 | | | | 4.0 | 1.0 | | | 6.0 | 4.0 | | 4.0 | | 1.0 | 5.0 | 10.0 | 17.0 | 27.0 | | | |
| GALLACHER Robert | 46.0 | 36.0 | 44.0 | 75.0 | 45.0 | 30.0 | 135.0 | 141.0 | 276.0 | | | | 3.0 | | 3.0 | 3.0 | | | 6.0 | | | 2.5 | | 2.0 | 1.0 | | | 4.0 | | | | | 14.5 | 1.0 | 15.5 | | | |
| GALLAGHER P | | 3.0 | | 11.0 | 2.0 | 4.0 | 2.0 | 18.0 | 20.0 | | | | | | | | | | | | | | | | | | | | | | | | | | | | | |
| GAY Bob | 13.0 | 1.0 | 51.0 | 1.0 | 3.0 | 1.0 | 67.0 | 3.0 | 70.0 | | | | | | | | | | | | | | | | | | | | | | | | | | | | | |
| GAZZAON Damian | | | | | | | | | | | | | | | | | | | | | | | | | | | 2.0 | | | | | 2.0 | | 4.0 | 4.0 | | | |
| GAZZOLI Mark | | 10.0 | 26.0 | 3.0 | 13.0 | 6.0 | 39.0 | 19.0 | 58.0 | | | | | | | | | | | | | | | | | | | | | | | | | | | | | |
| GEGG Keith | 17.0 | 2.0 | 65.0 | 1.0 | 6.0 | 2.0 | 88.0 | 5.0 | 93.0 | | | | | | | | | | | | | | | | | | | | | | | | | | | | | |
| GILBARD | | | | | 5.0 | | 5.0 | | 5.0 | | | | | | | | | | | | | | | | | | | | | | | | | | | | | |
| GILLESPIE David | | 17.0 | | 39.0 | 16.0 | 31.0 | 16.0 | 87.0 | 103.0 | | | | | | | | | | | | | | 4.0 | | | | | | | | | | | | 4.0 | 4.0 | | |
| GLUCK Jeff | | | | | | | | | | | | | | | | | | | | | 3.0 | | | | | | | | | | | | | 3.0 | 3.0 | | | |
| GOUGH Bob | | 5.5 | | 27.0 | 3.0 | 19.0 | 3.0 | 51.5 | 54.5 | | | | | | | | | | | | | | | | | | | | | | | | | | | | | |
| Goulburn Amateur RLRA | 1.0 | 1.0 | | 4.0 | 3.0 | 3.0 | 4.0 | 8.0 | 12.0 | | | | | | | | | | | | | | | | | | | | | | | | | | | | | |
| GRAY Bob | | 1.0 | | 7.0 | | 4.0 | | 12.0 | 12.0 | | | | | | | | | | | | | | | | | | | | | | | | | | | | | |
| GREGORY Bill | | 4.0 | | 51.0 | | 17.0 | | 72.0 | 72.0 | | | | 1.0 | | 1.0 | 1.0 | | 3.0 | | 2.0 | | 5.0 | | | | | | 4.0 | | | 4.0 | 10.0 | 14.0 | | | | | |
| GREEN Gary | | 12.0 | 5.0 | 63.0 | 10.5 | 18.0 | 15.5 | 93.0 | 108.5 | 4.0 | | 3.0 | | 7.0 | | 7.0 | | | | 1.0 | | | | | | | | | | | | | | 1.0 | 1.0 | | | |
| GRZADKA Paul | | 1.0 | | 33.0 | | 12.0 | | 46.0 | 46.0 | | | | 1.0 | | 1.0 | 1.0 | | | | | | | | 4.0 | | | 5.0 | | | | | 9.0 | | 9.0 | | | | |
| HALL David | | 105.5 | 29.5 | 123.5 | 36.0 | 80.5 | 65.5 | 309.5 | 375.0 | 1.0 | 1.0 | 27.5 | 3.5 | 28.5 | 4.5 | 33.0 | | | | | 1.0 | | 1.0 | 4.0 | 2.0 | | 1.0 | | | | 1.0 | 4.0 | 6.0 | 10.0 | | | | |
| HALL Greg | | 19.0 | 6.0 | 59.0 | 9.5 | 21.0 | 15.5 | 99.0 | 114.5 | | | | 3.0 | 3.0 | 3.0 | 6.0 | | | | | | | | | | | | | | 5.0 | | 5.0 | 9.0 | 14.0 | | | | |
| HALL Matthew | | 5.0 | | 41.0 | | 25.0 | | 71.0 | 71.0 | | | | 1.0 | 9.0 | 1.0 | 9.0 | 10.0 | | | | 4.0 | | 4.0 | 2.0 | | | 11.0 | 3.0 | 3.0 | 1.0 | 4.0 | 6.0 | 29.0 | 35.0 | | | | |
| HALL Scott | | 4.0 | | 34.0 | | 22.0 | | 60.0 | 60.0 | | | | 9.0 | | 9.0 | 9.0 | | 3.0 | | | | | | | | 2.0 | 6.0 | 2.0 | 3.0 | 2.0 | 2.0 | 6.0 | 14.0 | 20.0 | | | | |
| HANNAN Bevan | | 1.0 | | 9.0 | | 7.0 | | 17.0 | 17.0 | | | | | | | | | | | | | | | | | | | | | | | | | | | | | |
| HARDCASTLE Shane | | | | 2.0 | | 1.0 | | 3.0 | 3.0 | | | | | | | | | | | | | | | | | | | | | | | | | | | | | |
| HARRADINE Michael | 81.0 | 6.0 | 16.0 | 63.0 | 34.5 | 26.0 | 131.5 | 95.0 | 226.5 | | | | 3.0 | | 3.0 | 3.0 | | | | | | 4.0 | | | | | | | | | | 4.0 | | 4.0 | | | | |
| HARRADINE Neville | | 32.0 | | 69.0 | | 46.0 | | 147.0 | 147.0 | | 1.0 | 12.5 | 4.0 | 12.5 | 5.0 | 17.5 | | | | | | | 4.0 | | 15.0 | | | 1.0 | 8.0 | | 8.0 | 20.0 | 28.0 | | | | | |
| HART Jason | | | | | | | | | | 1.0 | | | | 1.0 | 1.0 | | | | | | | | | 1.0 | | | 2.0 | 5.0 | 4.0 | 4.0 | 6.0 | 10.0 | 16.0 | | | | | |
| HART Lionel | 4.0 | 107.0 | 45.0 | 59.0 | 20.5 | 79.0 | 69.5 | 245.0 | 314.5 | | | | 22.0 | | 22.0 | 22.0 | | | | | | | | | | | | | | | | | | | | | | |
| HART Preston | | 4.0 | | 38.0 | 2.0 | 19.0 | 2.0 | 61.0 | 63.0 | | | | | | | | | | | | | | | | | | | | | | | | | | | | | |
| HART Steven | | 8.0 | 1.0 | 68.0 | 39.0 | 23.0 | 40.0 | 99.0 | 139.0 | | | | | | | | | | | | | | | | | | | | | | | | | | | | | |
| HARTNETT | | | | 1.0 | | | | 1.0 | 1.0 | | | | | | | | | | | | | | | | | | | | | | | | | | | | | |

Summary of Appointments between 1980 and 2000

| Name | Senior Appointments (including Finals) | | | | | | | | | Other Appointments | | | | | | Minor League Appointments (Final Series Only) - From 1990 to 2000 | | | | | | | | | | | | | | | | | | | | |
|-----------------|--|------|------|------|------|------|-------|-------|-------|--------------------|----|------|-----|------|-------|---|-----|-----|-----|------|-----|-----|-----|-----|-----|-----|-----|-----|-----|-----|------|------|------|-------|-------|--|
| | A | AL | B | BL | C | CL | Cntr | Line | Total | U | UL | W | WL | Cntr | Lines | Total | 17 | 17L | 16 | 16L | 15 | 15L | 14 | 14L | 13 | 13L | 12 | 12L | 11 | 11L | 10 | 10L | Cntr | Lines | Total | |
| HENDERSON Glynn | 30.0 | 21.0 | 30.5 | 36.5 | 12.0 | 19.5 | 72.5 | 77.0 | 149.5 | | | | | | | | | | | | | | | | | | | | | | | | | | | |
| HENDERSON Phill | | | | 25.0 | | 11.0 | | 36.0 | 36.0 | | | | | | | | | | | | | | 5.0 | | 5.0 | | 4.0 | | 1.0 | 1.0 | | 1.0 | 15.0 | 16.0 | | |
| HEUGH Adam | | | | 3.0 | | 2.0 | | 5.0 | 5.0 | | | | | | | | | | | | | | | | | | | 3.0 | | | | 3.0 | 3.0 | | | |
| HICKMAN | | | 6.0 | | 5.0 | | 11.0 | | 11.0 | | | | | | | | | | | | | | | | | | | | | | | | | | | |
| HITCHCOCK Des | | 3.0 | | 18.0 | | 8.0 | | 29.0 | 29.0 | | | | | | | | | | | | | | 2.0 | 7.0 | 5.0 | 3.0 | 2.0 | | 2.0 | | | 2.0 | 11.0 | 12.0 | 23.0 | |
| HOCKING Jon | | | | | | | | | | | | | | | | | | | | | | | | | | | | | | | | | | 4.0 | 4.0 | |
| HOCKING Steven | | | | | | | | | | | | | | | | | | | | | | | | | 6.0 | | 6.0 | | 2.0 | 1.0 | | 1.0 | 14.0 | 15.0 | | |
| HODGE Alan | 16.0 | 29.0 | 62.0 | 15.0 | 12.0 | 8.0 | 90.0 | 52.0 | 142.0 | | | | | | | | | | | | | | | | | | | | | | | | | | | |
| HOGAN Shane | | | | 7.0 | | 2.0 | | 9.0 | 9.0 | | | | | | | | | | | | | | | | | | | | | | | | | | | |
| HOOK Scott | | | | 4.0 | | 2.0 | | 6.0 | 6.0 | | | | | | | | | | | | | | 3.0 | | 3.0 | | 1.0 | | 1.0 | | | | 8.0 | 8.0 | | |
| HOOPER Darren | | 10.0 | 2.0 | 17.0 | 12.0 | 3.0 | 14.0 | 30.0 | 44.0 | | | | | | | | | 1.0 | | 2.0 | 1.0 | | | | | | | 5.0 | 1.0 | | 3.0 | 7.0 | 10.0 | | | |
| HOPKINS Ken | | 14.0 | 4.0 | 78.0 | 1.0 | 22.0 | 5.0 | 114.0 | 119.0 | | | 31.0 | 3.0 | 31.0 | 3.0 | 34.0 | | 7.0 | | 13.0 | | 3.0 | 1.0 | 4.0 | 1.0 | | | | | 2.0 | 27.0 | 29.0 | | | | |
| HOPKINS Peter | | | | | | | | | | | | | | | | | | | | | | | | | | | 4.0 | | | | | 4.0 | 4.0 | | | |
| HUBBERS Bill | | 1.0 | 12.0 | 9.0 | 10.0 | 8.0 | 22.0 | 18.0 | 40.0 | | | | | | | | | | | | | | | | | | | | | | | | | | | |
| HUNT Nathan | | | | | | | | | | | | | | | | | | | | | | | | | | | | 1.0 | | | 3.0 | 1.0 | 3.0 | 4.0 | | |
| HUNT Toby | | | | 4.0 | | 1.0 | | 5.0 | 5.0 | | | | | | | | | | | | | | | | | 1.0 | | | 1.0 | | | 2.0 | 2.0 | | | |
| HUSSEY Michael | | | | 7.0 | | 2.0 | | 9.0 | 9.0 | | | | | | | | | | | | | | | | 2.0 | 4.0 | 3.0 | | 4.0 | | 4.0 | 9.0 | 13.0 | | | |
| JOHN Peter | 31.0 | 12.0 | 25.0 | 14.0 | 1.0 | 8.0 | 57.0 | 34.0 | 91.0 | | | | | | | | | | | | | | | | | | | | | | | | | | | |
| JOLLEY Bruce | 44.0 | 1.0 | 27.0 | 1.0 | 12.0 | 1.0 | 83.0 | 3.0 | 86.0 | | | | | | | | | | | | | | | | | | | | | | | | | | | |
| JONES Glyn | 137.0 | 14.0 | 64.5 | 29.0 | 15.0 | 12.5 | 216.5 | 55.5 | 272.0 | | | | | | | | | | | | | | | | | | | | | | | | | | | |
| JONES Neal | | 4.0 | 1.0 | 26.0 | 4.0 | 24.0 | 5.0 | 54.0 | 59.0 | | | | | | | | | | | | | | | | | | | | | | | | | | | |
| JOPLING Scott | | 5.0 | | 61.0 | | 20.0 | | 86.0 | 86.0 | | | | | | | | | 2.0 | 5.0 | | | | | 5.0 | | | 8.0 | 4.0 | | | 1.0 | 9.0 | 16.0 | 25.0 | | |
| JOYCE Ben | | 5.0 | 2.0 | 25.0 | | 8.0 | 2.0 | 38.0 | 40.0 | | | | 1.0 | | 1.0 | 1.0 | | | | | | | | | | | | | | | | | | | | |
| JOYCE D | | 8.0 | 31.0 | 9.0 | 8.0 | 9.0 | 39.0 | 26.0 | 65.0 | | | | | | | | | | | | | | | | | | | | | | | | | | | |
| JOYCE Ken | | 4.0 | 2.0 | 2.0 | 3.0 | 2.0 | 5.0 | 8.0 | 13.0 | | | | | | | | | | | | | | | | | | | | | | | | | | | |
| KEARNEY Michael | 1.0 | 6.0 | | 21.0 | | 6.0 | 1.0 | 33.0 | 34.0 | | | | 1.0 | | 1.0 | 1.0 | | 1.0 | | | | | | | 3.0 | | 4.0 | | 3.0 | 3.0 | 8.0 | 11.0 | | | | |
| KEELEY Bill | 49.0 | 35.0 | 52.0 | 34.0 | 18.0 | 23.0 | 119.0 | 92.0 | 211.0 | 1.0 | | | | 1.0 | | 1.0 | | | | | | | | | | | | | | | | | | | | |
| KELLY Paul | | 1.0 | | 9.0 | 3.0 | 3.0 | 3.0 | 13.0 | 16.0 | | | | | | | | 2.0 | | | 1.0 | | 3.0 | | | | | | | | 6.0 | | | 6.0 | | | |
| KELLY | | | | | 3.0 | | 3.0 | | 3.0 | | | | | | | | | | | | | | | | | | | | | | | | | | | |
| KENDALL | | 17.0 | 39.0 | 4.0 | 22.0 | 6.0 | 61.0 | 27.0 | 88.0 | | | | | | | | | | | | | | | | | | | | | | | | | | | |
| KERR Paul | | 3.0 | | 12.0 | 5.0 | 8.0 | 5.0 | 23.0 | 28.0 | | | | | | | | | | | | | | | | | | | | | | | | | | | |
| KING D | 4.0 | | 10.0 | | 1.0 | | 15.0 | | 15.0 | | | | | | | | | | | | | | | | | | | | | | | | | | | |
| KNIGHT Anthony | | 7.0 | 1.0 | 27.0 | 6.0 | 12.0 | 7.0 | 46.0 | 53.0 | | | | | | | | | | | | 2.0 | | 1.0 | | | | | | | | 3.0 | 3.0 | | | | |

Summary of Appointments between 1980 and 2000

| Name | Senior Appointments (including Finals) | | | | | | | | | Other Appointments | | | | | | Minor League Appointments (Final Series Only) - From 1990 to 2000 | | | | | | | | | | | | | | | | | | | | |
|---------------------|--|------|------|------|------|------|-------|-------|-------|--------------------|----|------|-----|------|-------|---|----|-----|-----|-----|-----|-----|-----|-----|-----|-----|-----|-----|-----|-----|------|------|------|-------|-------|--|
| | A | AL | B | BL | C | CL | Cntr | Line | Total | U | UL | W | WL | Cntr | Lines | Total | 17 | 17L | 16 | 16L | 15 | 15L | 14 | 14L | 13 | 13L | 12 | 12L | 11 | 11L | 10 | 10L | Cntr | Lines | Total | |
| LANE Bill | | 3.0 | 9.0 | 21.0 | 4.0 | 3.0 | 13.0 | 27.0 | 40.0 | | | | | | | | | 3.0 | | 3.0 | | | | | | | | | | | | | | 6.0 | 6.0 | |
| LAPHAM Richard | 3.0 | 11.0 | 12.0 | 13.0 | 12.0 | 3.0 | 27.0 | 27.0 | 54.0 | | | 3.0 | | 3.0 | | 3.0 | | | | | | | | | 1.0 | | | | | | | | 1.0 | 1.0 | | |
| LAVERTY Michael | 2.0 | 20.0 | 14.0 | 43.0 | 20.0 | 34.0 | 36.0 | 97.0 | 133.0 | | | | | | | | | | | 1.0 | | 4.0 | | 3.0 | | 2.0 | 1.0 | 4.0 | 2.0 | | 2.0 | 14.0 | 5.0 | 19.0 | | |
| LAW Col | 12.0 | | 14.0 | 1.0 | 18.0 | | 44.0 | 1.0 | 45.0 | | | | | | | | | | | | | | | | | | | | | | | | | | | |
| LAWSON Val | | 14.0 | 1.0 | 75.0 | | 30.0 | 1.0 | 119.0 | 120.0 | | | 5.0 | | 5.0 | | 5.0 | | | 2.0 | | | | | | | 4.0 | | | | | 4.0 | 2.0 | 6.0 | | | |
| LAWSON Vince | 1.0 | 35.5 | 44.5 | 64.0 | 6.0 | 27.0 | 51.5 | 126.5 | 178.0 | | | | | | | | | | 1.0 | | | | | | | | | | | | | 1.0 | 1.0 | | | |
| LEAHY Graham | | 3.0 | | 19.5 | 3.0 | 5.0 | 3.0 | 27.5 | 30.5 | | | | | | | | | | | | | | | | | | | | | | | | | | | |
| LE BRETON Trevor | 32.0 | 14.0 | 24.0 | 14.0 | | 5.0 | 56.0 | 33.0 | 89.0 | | | | | | | | | | | | | | | | | | | | | | | | | | | |
| LEHOCZKY Adam | | | | | | | | | | | | | | | | | | | | | | | | | | | 2.0 | | | 6.0 | | 8.0 | 8.0 | | | |
| LENNOX Brother | | | | | | 9.0 | | 9.0 | 9.0 | | | | | | | | | | | | | | | | | | | | | | | | | | | |
| LIVINGSTONE P | | 11.0 | 18.0 | 9.0 | 4.0 | 6.0 | 22.0 | 26.0 | 48.0 | | | | | | | | | | | | | | | | | | | | | | | | | | | |
| LIVINGSTONE Matthew | | 4.0 | 9.0 | 18.0 | 3.0 | 9.0 | 12.0 | 31.0 | 43.0 | | | | | | | | | 7.0 | 3.0 | 1.0 | | | 1.0 | | 1.0 | | | | | | 8.0 | 5.0 | 13.0 | | | |
| LLOYD Bob | 62.0 | 3.0 | 23.0 | 1.0 | 10.0 | | 95.0 | 4.0 | 99.0 | | | | | | | | | | | | | | | | | | | | | | | | | | | |
| LOCKWOOD Tom | | 23.0 | 8.0 | 37.5 | 15.0 | 25.0 | 23.0 | 85.5 | 108.5 | | | | | | | | | | | | | | | | | | | | | | | | | | | |
| LUKE Rod | | 27.0 | 12.0 | 73.5 | 15.0 | 38.0 | 27.0 | 138.5 | 165.5 | 1.0 | | 14.0 | 2.0 | 15.0 | 2.0 | 17.0 | | | | | | 1.0 | | 2.0 | | | | | | | | 15.0 | 15.0 | | | |
| LUTTER Wayne | 1.0 | 17.0 | 54.0 | 34.0 | 10.0 | 5.0 | 65.0 | 56.0 | 121.0 | 5.0 | | 5.0 | 1.0 | 10.0 | 1.0 | 11.0 | | | 2.0 | | 1.0 | | | | | | | | | | 3.0 | 3.0 | | | | |
| LYONS Ben | | | | 31.0 | | 16.0 | | 47.0 | 47.0 | | | | | | | | | | | | | 2.0 | | 7.0 | | | 5.0 | 1.0 | 2.0 | 2.0 | 7.0 | 12.0 | 19.0 | | | |
| LYONS Ian | | 28.0 | 34.0 | 83.0 | 31.0 | 26.0 | 65.0 | 137.0 | 202.0 | 1.0 | | | | 1.0 | | 1.0 | | | 3.0 | | | 4.0 | | 4.0 | | | | 4.0 | 3.0 | 4.0 | 14.0 | 18.0 | | | | |
| LYONS Ken | | | | | | | | | | | | | | | | | | | | | | | | | | | | | | | | 5.0 | 5.0 | 5.0 | | |
| LYONS Sarah | | | | | | | | | | | | | | | | | | | | | | | | | | | 4.0 | | | 2.0 | | 6.0 | 6.0 | | | |
| MacDONALD Rod | | 16.0 | 15.0 | 23.0 | 12.0 | 11.0 | 27.0 | 50.0 | 77.0 | | | | | | | | | | | | | | | | | | | | | | | | | | | |
| MACKEY Bill | | 15.0 | 30.5 | 15.0 | 7.0 | 9.0 | 37.5 | 39.0 | 76.5 | | | | | | | | | | | | | | | | | | | | | | | | | | | |
| MAHER Neil | 29.0 | 45.0 | 38.5 | 14.5 | 20.0 | 30.0 | 87.5 | 89.5 | 177.0 | | | | | | | | | | | | | | | | | | | | | | | | | | | |
| MAHON Graeme | | | | 6.0 | | 5.0 | | 11.0 | 11.0 | | | | | | | | | | | | | | | | | | | | | | | | | | | |
| MAHONEY Jim | 195.0 | 2.0 | 23.0 | 6.0 | 2.5 | 6.0 | 220.5 | 14.0 | 234.5 | | | | | | | | | | | | | | | | | | | | | | | | | | | |
| MARTIN Brian | | | 6.0 | | 3.0 | | 9.0 | | 9.0 | | | | | | | | | | | | | | | | | | | | | | | | | | | |
| McCALLISTER | | | 1.0 | | 2.0 | | 3.0 | | 3.0 | | | | | | | | | | | | | | | | | | | | | | | | | | | |
| McCANN Dave | | | 11.0 | 20.0 | 4.0 | 5.0 | 15.0 | 25.0 | 40.0 | | | | | | | | | | | | | | | | | | | | | | | | | | | |
| McDONNELL R | | 12.0 | 18.0 | 10.0 | 11.0 | 7.0 | 29.0 | 29.0 | 58.0 | | | | | | | | | | | | | | | | | | | | | | | | | | | |
| McDOUGALL Innes | | | | 20.5 | | 5.0 | | 25.5 | 25.5 | | | | | | | | | | | | | | | | | | | | | | | | | | | |
| McDOUGALL Stewart | | 15.0 | 1.0 | 87.0 | 41.0 | 37.0 | 42.0 | 139.0 | 181.0 | | | | 1.0 | | 1.0 | 1.0 | | | | | | | | | | | | | | | | | | | | |
| McEVOY B | | | | 13.0 | | 10.0 | | 23.0 | 23.0 | | | | | | | | | | | | | | | | | | | | | | | | | | | |
| McGUIRE Steve | | 10.0 | 1.0 | 21.0 | 8.0 | 10.0 | 9.0 | 41.0 | 50.0 | | | | | | | | | | | | | | | | | | | | | | | | | | | |

Summary of Appointments between 1980 and 2000

| Name | Senior Appointments (including Finals) | | | | | | | | | Other Appointments | | | | | | Minor League Appointments (Final Series Only) - From 1990 to 2000 | | | | | | | | | | | | | | | | | | | | |
|-------------------|--|------|------|------|------|------|-------|-------|-------|--------------------|----|------|-----|------|-------|---|----|-----|-----|-----|-----|-----|-----|-----|-----|-----|-----|-----|-----|-----|-----|------|------|-------|-------|--|
| | A | AL | B | BL | C | CL | Cntr | Line | Total | U | UL | W | WL | Cntr | Lines | Total | 17 | 17L | 16 | 16L | 15 | 15L | 14 | 14L | 13 | 13L | 12 | 12L | 11 | 11L | 10 | 10L | Cntr | Lines | Total | |
| McINNES Michael | | 6.0 | | 21.0 | | 10.0 | | 37.0 | 37.0 | | | | | | | | | | | | 1.0 | | 3.0 | | | | | | | | | | | 4.0 | 4.0 | |
| McKINLESS Brendan | | 6.0 | | 22.0 | 3.0 | 5.0 | 3.0 | 33.0 | 36.0 | 1.0 | | | | 1.0 | | 1.0 | | | 1.0 | | 3.0 | | | | | | 4.0 | | | | | | 8.0 | | 8.0 | |
| McNAMARA K | | | 5.0 | | 10.0 | | | 15.0 | | | | | | | | | | | | | | | | | | | | | | | | | | | | |
| MEACHAM Aaron | | | | | | | | | | | | | | | | | | | | | | | | | | | 3.0 | | 2.0 | | 5.0 | | 10.0 | | 10.0 | |
| MEACHAM Michael | | | | 12.0 | | 4.0 | | 16.0 | 16.0 | | | | | | | | | | | | 1.0 | | | | | | 7.0 | | 3.0 | 1.0 | 3.0 | 9.0 | | 12.0 | | |
| MEAGHER Denis | 25.0 | 12.0 | 59.5 | 7.5 | 7.0 | 2.0 | 91.5 | 21.5 | 113.0 | | | | | | | | | | | | | | | | | | | | | | | | | | | |
| MEANY T | | | | | 1.0 | | 1.0 | | 1.0 | | | | | | | | | | | | | | | | | | | | | | | | | | | |
| MIDDLETON Tom | | | | 4.0 | | 3.0 | | 7.0 | 7.0 | | | | | | | | | | | | | | | | 4.0 | | 6.0 | | | | 3.0 | | 13.0 | | 13.0 | |
| MIFSUD Bill | 21.0 | | 24.0 | 10.0 | | 2.0 | 45.0 | 12.0 | 57.0 | | | | | | | | | | | | | | | | | | | | | | 5.0 | | 5.0 | | 5.0 | |
| MILCZUK Geoff | | 26.0 | | 49.0 | | 35.0 | | 110.0 | 110.0 | | | 1.0 | | 1.0 | | 1.0 | | 4.0 | | 3.0 | | | | | | 4.0 | | | 9.0 | | 9.0 | 11.0 | | 20.0 | | |
| MILLER Ian | 14.0 | 26.0 | 42.0 | 24.0 | 10.0 | 12.0 | 66.0 | 62.0 | 128.0 | | | | | | | | | | | | | | | | | | | | | | | | | | | |
| MOORE Robert | | | | 3.0 | | 1.0 | | 4.0 | 4.0 | | | | | | | | | | | | | 2.0 | | | | | | 1.0 | | 1.0 | 1.0 | 3.0 | | 4.0 | | |
| MORGAN Richard | | | 2.0 | 7.0 | 1.0 | 5.0 | 3.0 | 12.0 | 15.0 | | | | | | | | | | | | | | | | | | | | | | | | | | | |
| MORRISSEY Ryan | | 1.0 | | 18.0 | | 8.0 | | 27.0 | 27.0 | | | | | | | | | | | | | | | | 2.0 | 4.0 | 8.0 | | 3.0 | | | 4.0 | 13.0 | | 17.0 | |
| MURPHY L | 1.0 | 4.0 | 14.0 | 5.0 | 4.0 | 9.0 | 19.0 | 18.0 | 37.0 | | | | | | | | | | | | | | | | | | | | | | | | | | | |
| MURRAY P | 15.0 | 1.0 | 33.0 | 22.0 | 6.0 | 10.0 | 54.0 | 33.0 | 87.0 | | | | | | | | | | | | | | | | | | | | | | | | | | | |
| NELSON Bob | 14.0 | 48.5 | 85.0 | 74.0 | 2.0 | 30.0 | 101.0 | 152.5 | 253.5 | | | 13.0 | | 13.0 | | 13.0 | | | | | | | | | | | | | | | | | | | | |
| NEWHAM Todd | | 11.0 | 4.0 | 26.5 | 15.0 | 10.0 | 19.0 | 47.5 | 66.5 | | | | | | | | | | | | | | | | | | | | | | | | | | | |
| NIDDRIE Paul | | | | 7.0 | | 7.0 | | 14.0 | 14.0 | | | | | | | | | | | | | | | | | | | | | | | | | | | |
| NIGHTINGALE Chris | | 60.5 | 89.0 | 84.5 | 26.0 | 42.0 | 115.0 | 187.0 | 302.0 | 1.0 | | 11.5 | 1.5 | 12.5 | 1.5 | 14.0 | | 1.0 | | 3.0 | | 6.0 | | 2.0 | | | | | | | | | 12.0 | 12.0 | | |
| NOON Darrin | | 2.0 | | 41.0 | 2.0 | 16.0 | 2.0 | 59.0 | 61.0 | | | | | | | | | | | | | | | 1.0 | 4.0 | 4.0 | | | | | 4.0 | 5.0 | | 9.0 | | |
| NOON K | | | | 2.0 | | | | 2.0 | 2.0 | | | | | | | | | | | | | | | | | | | | | | | | | | | |
| NORRIS Neville | 50.0 | | 26.0 | | 1.0 | | 77.0 | | 77.0 | | | 3.5 | | 3.5 | | 3.5 | | | | | | | | | | | | | | | | | | | | |
| NORRIS Scott | | 10.0 | | 57.0 | 2.0 | 28.0 | 2.0 | 95.0 | 97.0 | | | | | | | | | | 0.5 | 3.0 | | | | 4.0 | 1.0 | 4.0 | | 4.0 | 2.0 | | 6.0 | 15.0 | 9.5 | 24.5 | | |
| NORTHEY Brett | 1.0 | 25.0 | 27.0 | 62.0 | 42.0 | 38.0 | 70.0 | 125.0 | 195.0 | | | | 1.0 | | 1.0 | 1.0 | | | | 3.0 | | 1.0 | | 4.0 | | | | | | | 8.0 | | | 8.0 | | |
| NOVAK | | 12.0 | 26.0 | 6.0 | 22.0 | 1.0 | 48.0 | 19.0 | 67.0 | | | | | | | | | | | | | | | | | | | | | | | | | | | |
| O'CONNOR Jonathon | | | | | | | | | | | | | | | | | | | | | | | | | 4.0 | | 2.0 | | 3.0 | | | | 9.0 | | 9.0 | |
| O'DRISCOLL Peter | | 1.0 | | 8.0 | 1.0 | 9.0 | 1.0 | 18.0 | 19.0 | | | | | | | | | | | | | | | | | | | | | | | | | | | |
| O'NEILL John | 4.0 | 50.0 | 38.0 | 26.5 | 43.5 | 13.5 | 85.5 | 90.0 | 175.5 | | | | | | | | | | | | | | | | | | | | | | | | | | | |
| O'NEILL Matthew | | 1.5 | | 62.5 | 11.0 | 21.5 | 11.0 | 85.5 | 96.5 | | | | 2.0 | | 2.0 | 2.0 | | | | | 1.0 | | 5.0 | | | | | | | 6.0 | | | | 6.0 | | |
| O'NEILL Michael | | 2.0 | | 51.0 | 0.5 | 10.5 | 0.5 | 63.5 | 64.0 | | | | | | | | | | | 2.0 | | 2.0 | | 2.0 | | | | | | | | 6.0 | | 6.0 | | |
| PARKINSON | | | 1.0 | | | | 1.0 | | 1.0 | | | | | | | | | | | | | | | | | | | | | | | | | | | |
| PAYNE Mal | | 11.0 | | 42.0 | 7.0 | 14.0 | 7.0 | 67.0 | 74.0 | | | | | | | | | | | | | | | | | | | 2.0 | | | 2.0 | | 4.0 | | 4.0 | |

Summary of Appointments between 1980 and 2000

| Name | Senior Appointments (including Finals) | | | | | | | | | Other Appointments | | | | | | Minor League Appointments (Final Series Only) - From 1990 to 2000 | | | | | | | | | | | | | | | | | | | |
|------------------|--|------|-------|------|------|------|-------|-------|-------|--------------------|-----|---|------|------|-------|---|-----|-----|-----|-----|-----|-----|-----|-----|-----|-----|-----|-----|-----|-----|-----|------|------|-------|-------|
| | A | AL | B | BL | C | CL | Cntr | Line | Total | U | UL | W | WL | Cntr | Lines | Total | 17 | 17L | 16 | 16L | 15 | 15L | 14 | 14L | 13 | 13L | 12 | 12L | 11 | 11L | 10 | 10L | Cntr | Lines | Total |
| PAYNE Scott | | 6.0 | 10.0 | 18.0 | | 6.0 | 10.0 | 30.0 | 40.0 | | 1.0 | | | 1.0 | 1.0 | | | | 2.0 | 1.0 | | | | | | | | | | | | | 1.0 | 2.0 | 3.0 |
| PEARCE Julian | | 18.0 | 26.0 | 43.0 | 24.0 | 5.0 | 50.0 | 66.0 | 116.0 | | 1.0 | | | 1.0 | 1.0 | | | 3.0 | | 4.0 | | 3.0 | | | | | 4.0 | | | | | 15.0 | | 15.0 | |
| PEARSON Chad | | | | | | | | | | | | | | | | | | | | | | | | | | | 3.0 | | | 1.0 | | | 4.0 | 4.0 | |
| PEET | | 6.0 | 1.0 | 4.0 | 5.0 | 1.0 | 6.0 | 11.0 | 17.0 | | | | | | | | | | | | | | | | | | | | | | | | | | |
| PEISLEY John | 4.0 | 63.0 | 129.0 | 82.0 | 23.0 | 28.5 | 156.0 | 173.5 | 329.5 | 2.0 | | | 1.0 | 2.0 | 1.0 | 3.0 | | | 2.0 | | | 0.5 | 3.0 | 2.0 | | | | | | | 2.5 | 5.0 | 7.5 | | |
| PETERSON | | 2.0 | | 7.0 | 4.0 | 7.0 | 4.0 | 16.0 | 20.0 | | | | | | | | | | | | | | | | | | | | | | | | | | |
| PFEIFFER Greg | 48.0 | 53.0 | 107.0 | 69.0 | 24.0 | 35.0 | 179.0 | 157.0 | 336.0 | 1.0 | | | | 1.0 | 1.0 | | 2.0 | | 2.0 | | | | | | | | | | | | 4.0 | | 4.0 | | |
| PICKARD Keith | 34.0 | | 14.0 | | 1.0 | | 49.0 | | 49.0 | | | | | | | | | | | | | | | | | | | | | | | | | | |
| PIKE Steven | | 14.0 | 13.0 | 5.0 | 2.0 | 2.0 | 15.0 | 21.0 | 36.0 | | | | | | | | | | | | | | | | | | | | | | | | | | |
| POLLOCK Glenn | | | | | | | | | | | | | | | | | | | | | | | | | | 1.0 | | 2.0 | | | | 3.0 | | 3.0 | |
| POPO M | | | 4.0 | | 4.0 | | 8.0 | | 8.0 | | | | | | | | | | | | | | | | | | | | | | | | | | |
| POPPLER Bruce | | 10.0 | | 46.0 | | 26.0 | | 82.0 | 82.0 | | | | | | | | 1.0 | | 2.0 | | 1.0 | | 2.0 | | | | | | | | | 6.0 | 6.0 | | |
| PORTER R | | | | | 4.0 | | 4.0 | | 4.0 | | | | | | | | | | | | | | | | | | | | | | | | | | |
| PORTER Chad | | | | 22.0 | 4.0 | 10.0 | 4.0 | 32.0 | 36.0 | | | | | | | | | | | | | | 4.0 | | 1.0 | | 2.0 | | 3.0 | 8.0 | | 13.0 | 5.0 | 18.0 | |
| PORTER Craig | | 3.0 | 3.0 | 30.0 | 7.5 | 16.5 | 10.5 | 49.5 | 60.0 | | | | | | | | | | | | | | | 1.0 | | | | | | | | 1.0 | 1.0 | | |
| PRIESTLY John | | 4.0 | | 17.0 | 4.0 | 12.0 | 4.0 | 33.0 | 37.0 | | | | | | | | | | | | | | | | | | | | | | | | | | |
| PRESS John | 18.0 | | 50.0 | 4.0 | 5.0 | 2.0 | 73.0 | 6.0 | 79.0 | | | | | | | | | | | | | | | | | | | | | | | | | | |
| PRESS S | | | | 4.0 | | 2.0 | | 6.0 | 6.0 | | | | | | | | | | | | | | | | | | | | | | | | | | |
| QUINTON | 6.0 | 2.0 | 17.0 | 3.0 | 13.0 | 3.0 | 36.0 | 8.0 | 44.0 | | | | | | | | | | | | | | | | | | | | | | | | | | |
| RANYARD | | | 5.0 | | 8.0 | | 13.0 | | 13.0 | | | | | | | | | | | | | | | | | | | | | | | | | | |
| REDMAN | 1.0 | 3.0 | 8.0 | | 1.0 | 3.0 | 10.0 | 6.0 | 16.0 | | | | | | | | | | | | | | | | | | | | | | | | | | |
| REGAN Denis | | | 3.0 | | 4.0 | | 7.0 | | 7.0 | | | | | | | | | | | | | | | | | | | | | | | | | | |
| REGENT Lindsay | 15.0 | 5.0 | 32.0 | 3.0 | 2.0 | 2.0 | 49.0 | 10.0 | 59.0 | | | | | | | | | | | | | | | | | | | | | | | | | | |
| REILLY Arthur | 32.0 | 4.0 | 51.0 | 2.0 | 4.0 | 4.0 | 87.0 | 10.0 | 97.0 | | | | | | | | | | | | | | | | | | | | | | | | | | |
| ROBBIE Damian | | | | | | | | | | | | | | | | | | | | | | | | | | | 2.0 | | 1.0 | | 2.0 | | 5.0 | 5.0 | |
| ROWE Andy | | | 4.0 | | 6.0 | | 10.0 | | 10.0 | | | | | | | | | | | | | | | | | | | | | | | | | | |
| RUMBEL R | | | | 4.0 | | 5.0 | | 9.0 | 9.0 | | | | | | | | | | | | | | | | | | | | | | | | | | |
| RYAN Mark | | 2.0 | | 28.0 | | 8.0 | | 38.0 | 38.0 | | | | 15.0 | | 15.0 | | | | | | | | 1.0 | | | 1.0 | | 1.0 | | 3.0 | 1.0 | 5.0 | 2.0 | 7.0 | |
| RYAN Paul | | 3.0 | | 22.0 | 3.0 | 12.0 | 3.0 | 37.0 | 40.0 | | | | 3.0 | 3.0 | 3.0 | 6.0 | | | | | | | 3.0 | | | 2.0 | | 2.0 | | | 7.0 | | 7.0 | | |
| SAUNDERS Denis | | 1.0 | | 35.0 | | 4.0 | | 40.0 | 40.0 | | | | | | | | | | | | | | | | | | 1.0 | | 3.0 | | 2.0 | | 6.0 | 6.0 | |
| SHAWCROSS | | 1.0 | | 2.0 | 1.0 | 1.0 | 1.0 | 4.0 | 5.0 | | | | | | | | | | | | | | | | | | | | | | | | | | |
| SHEAN | | | 8.0 | | 3.0 | | 11.0 | | 11.0 | | | | | | | | | | | | | | | | | | | | | | | | | | |
| SHOEMARK Neville | | | | 9.0 | | 5.0 | | 14.0 | 14.0 | | | | | | | | | | | | | 4.0 | | 4.0 | | | | | | | | 8.0 | 8.0 | | |

Summary of Appointments between 1980 and 2000

| Name | Senior Appointments (including Finals) | | | | | | | | | Other Appointments | | | | | | Minor League Appointments (Final Series Only) - From 1990 to 2000 | | | | | | | | | | | | | | | | | | | | |
|----------------|--|------|-------|-------|------|------|-------|-------|-------|--------------------|----|-----|-----|------|-------|---|-----|-----|-----|-----|-----|-----|-----|-----|-----|-----|-----|-----|----|-----|-----|------|------|-------|-------|-----|
| | A | AL | B | BL | C | CL | Cntr | Line | Total | U | UL | W | WL | Cntr | Lines | Total | 17 | 17L | 16 | 16L | 15 | 15L | 14 | 14L | 13 | 13L | 12 | 12L | 11 | 11L | 10 | 10L | Cntr | Lines | Total | |
| SMITH Nathan | | 8.0 | 4.0 | 63.0 | 5.0 | 30.0 | 9.0 | 103.0 | 110.0 | | | | | | | | | 1.0 | | 1.0 | 2.0 | 4.0 | 1.0 | | 4.0 | | | | | | | | 7.0 | 6.0 | 13.0 | |
| SMITH Richard | | 10.0 | | 58.0 | 14.0 | 27.0 | 14.0 | 95.0 | 109.0 | | | | 1.0 | | 1.0 | 1.0 | | | | | | | | | 1.0 | | 4.0 | | | | 5.0 | | 10.0 | | 10.0 | |
| SNOWDEN Geoff | 2.0 | 5.0 | 25.0 | | 10.0 | 1.0 | 37.0 | 6.0 | 43.0 | | | | | | | | | | | | | | | | | | | | | | | | | | | |
| SPARKS David | 48.0 | 4.0 | 31.0 | 1.0 | 9.0 | 1.0 | 88.0 | 6.0 | 94.0 | | | | | | | | | | | | | | | | | | | | | | | | | | | |
| SPARKS Michael | 26.0 | 6.0 | 22.0 | 2.0 | 3.0 | | 51.0 | 8.0 | 59.0 | | | | | | | | | | | | | | | | | | | | | | | | | | | |
| SPULAK Joe | | 1.0 | 6.0 | 5.0 | 12.0 | | 18.0 | 6.0 | 24.0 | | | | | | | | | | | | | | | | | | | | | | | | | | | |
| STEEP Chris | | | | 1.0 | | 1.0 | | 2.0 | 2.0 | | | | | | | | | | | | | | | | | 2.0 | | 1.0 | | 5.0 | | | | 8.0 | 8.0 | |
| STUART Doug | | 1.0 | | 13.0 | | 9.0 | | 23.0 | 23.0 | | | | | | | | | | | | | | | | | | | | | | | | | | | |
| STUART Glen | | | | | | | | | | | | | | | | | | | | | | | | | | 4.0 | | 2.0 | | | | | | | 6.0 | 6.0 |
| STUART Phil | 36.0 | 29.0 | 71.0 | 15.0 | 23.0 | 10.5 | 130.0 | 54.5 | 184.5 | | | 2.0 | | 2.0 | | 2.0 | | | | | | | | | | | | | | | | | | | | |
| SULLIVAN Peter | | 15.0 | 5.0 | 20.0 | 20.0 | 10.0 | 25.0 | 45.0 | 70.0 | | | | | | | | | | | | | | | | | | | | | | | | | | | |
| SUTHERS Gary | 15.0 | 34.0 | 81.0 | 31.0 | | 14.0 | 96.0 | 79.0 | 175.0 | | | 1.0 | | 1.0 | | 1.0 | | | 1.0 | | | | | | | | | | | | | | | 1.0 | 1.0 | |
| TAYLOR | | | | 2.0 | | 2.0 | | 4.0 | 4.0 | | | | | | | | | | | | | | | | | | | | | | | | | | | |
| TAYLOR William | | | | 18.0 | | 4.0 | | 22.0 | 22.0 | | | | | | | | | | | | | | | | | | | 1.0 | | | | | | 1.0 | 1.0 | |
| TERRY Richard | 55.0 | 13.0 | 17.0 | 35.0 | 10.0 | 16.0 | 82.0 | 64.0 | 146.0 | | | | | | | | | | 4.0 | | | | | | | | | | | | | 4.0 | | 4.0 | | |
| THOMPSON Andy | 56.0 | 27.0 | 48.0 | 33.5 | 8.0 | 33.0 | 112.0 | 93.5 | 205.5 | | | | | | | | | | | | | | | | | | | | | | | | | | | |
| THOMPSON Jamie | | | | 6.0 | | 4.0 | | 10.0 | 10.0 | | | | | | | | | | | | | | | | | | | | | | | | | | | |
| THURLOW Shane | | 1.0 | | 15.5 | | 9.0 | | 25.5 | 25.5 | | | | | | | | | | | | | | | | | | | | | | | | | | | |
| TIERNEY James | | | | 13.0 | | 4.0 | | 17.0 | 17.0 | | | | | | | | | | | | | | | | | | | | | | | | | | | |
| TODD Jeff | | 7.0 | 15.0 | 5.0 | 1.0 | | 16.0 | 12.0 | 28.0 | | | | | | | | | | | | 1.0 | | 2.0 | | 1.0 | | | | | | | | 4.0 | 4.0 | | |
| WAGG N | | | 4.0 | | 5.0 | | 9.0 | | 9.0 | | | | | | | | | | | | | | | | | | | | | | | | | | | |
| WAGGA GROUP 9 | 6.0 | 8.0 | 6.0 | 5.0 | 6.0 | | 18.0 | 13.0 | 31.0 | | | | | | | | | | | | | | | | | | | | | | | | | | | |
| WALL Peter | | | | 24.0 | | 9.0 | | 33.0 | 33.0 | | | | | | | | | | | | | | | | | | 6.0 | 6.0 | | 1.0 | | 1.0 | 6.0 | 8.0 | 14.0 | |
| WALLER Tom | | | 31.0 | | 6.0 | | 37.0 | | 37.0 | | | | | | | | | | | | | | | | | | | | | | | | | | | |
| WALSH Anthony | | | | 6.0 | | 6.0 | | 12.0 | 12.0 | | | | | | | | | | | | | | | | | | | 3.0 | | 4.0 | | | | 7.0 | 7.0 | |
| WALSH Gordon | | 11.0 | 3.0 | 9.0 | 7.0 | 8.0 | 10.0 | 28.0 | 38.0 | | | | | | | | | | | | | | | | | | | | | | | | | | | |
| WALSH Phil | 16.0 | 55.0 | 123.0 | 114.0 | 33.0 | 27.5 | 172.0 | 196.5 | 368.5 | 2.0 | | 2.0 | | 4.0 | | 4.0 | 6.0 | 2.0 | 5.0 | | | | | | 2.0 | | | | | | | 11.0 | 4.0 | 15.0 | | |
| WALSH T | | 13.5 | 12.0 | 4.0 | 2.0 | 2.5 | 14.0 | 20.0 | 34.0 | | | | | | | | | | | | | | | | | | | | | | | | | | | |
| WARDLE Neil | 6.0 | | 11.0 | | 1.0 | | 18.0 | | 18.0 | | | | | | | | | | | | | | | | | | | | | | | | | | | |
| WATTS Michael | | | | 1.0 | | | | 1.0 | 1.0 | | | | | | | | | | | | | | | | | | | 6.0 | | 3.0 | | 1.0 | | 10.0 | 10.0 | |
| WEARNE Scott | | 28.0 | | 41.0 | 19.0 | 17.0 | 19.0 | 86.0 | 105.0 | 3.0 | | 5.0 | | 8.0 | | 8.0 | | 3.0 | | | | | | 1.0 | 4.0 | 3.0 | | 3.0 | | 9.0 | 4.0 | 19.0 | 23.0 | | | |
| WEBB | | 3.0 | 2.0 | 7.0 | 2.0 | 3.0 | 4.0 | 13.0 | 17.0 | | | | | | | | | | | | | | | | | | | | | | | | | | | |
| WEIR Andrew | | 1.0 | | 17.0 | | 13.0 | | 31.0 | 31.0 | | | | | | | | | | | | | | | | | | | | | | | | | | | |

MEETING ATTENDANCES

Year 1999 Annual General Meeting (1)

Year 2000 General Meetings (6)

Y = Attended
A = Apology

| NAME | 99 AGM | Mar | Apr | May | Jun | Jul | Aug | Total | |
|-------------------|--------|-----|-----|-----|-----|-----|-----|--------|---------|
| | | | | | | | | Attend | Apology |
| ADAM Greg | | Y | | Y | Y | | Y | 4 | |
| ADAM Matt | | Y | | Y | A | | | 2 | 1 |
| ADAMS David | Y | Y | A | A | A | Y | Y | 4 | 3 |
| BENDEICH Rowen | Y | Y | | Y | Y | | | 4 | |
| BERKELEY Mark | Y | Y | A | | | Y | | 3 | 1 |
| BISSETT Noel | Y | Y | Y | Y | Y | Y | Y | 7 | |
| BONANNO Carmelo | Y | | A | | Y | Y | | 3 | 1 |
| BROWN Darrin | Y | A | | | | | Y | 2 | 1 |
| BURRETT Ben | | Y | Y | | | | | 2 | |
| BYRON Phill | Y | Y | A | Y | Y | Y | Y | 6 | 1 |
| CARROLL Ian | Y | Y | | Y | Y | Y | Y | 6 | |
| CARROLL Zoe | Y | Y | | | | | | 2 | |
| CARROLL Luke | | Y | | | Y | | A | 2 | 1 |
| CASTLE Peter | Y | Y | Y | A | Y | Y | Y | 6 | 1 |
| CHAPMAN Bruce | Y | Y | Y | Y | A | Y | Y | 6 | 1 |
| CHARMAN James | | Y | | | | | | 1 | |
| COOK Dave | Y | Y | Y | Y | A | Y | A | 5 | 2 |
| CULLA Mark | | Y | | | | | | 1 | |
| CUMMINS Ben | | | | | | | Y | 1 | |
| DOHERTY Steve | Y | Y | Y | | | Y | Y | 5 | |
| DUNCAN James | | | Y | | Y | | | 2 | |
| FEENAN Dominic | Y | | Y | A | A | | Y | 3 | 2 |
| FLYNN Tyson | | Y | | | Y | | | 2 | |
| FREEMAN Ian | Y | Y | | | | Y | Y | 4 | |
| FREEMAN Matt | | Y | | | | | | 1 | |
| GALLACHER Kym | Y | Y | Y | Y | Y | Y | A | 6 | 1 |
| GALLACHER Robert | Y | Y | Y | Y | Y | Y | A | 6 | 1 |
| GLUCK Jeff | | | Y | Y | Y | Y | | 4 | |
| GREGORY Bill | Y | Y | Y | Y | Y | Y | Y | 7 | |
| HALL David | A | A | Y | A | Y | A | A | 2 | 5 |
| HALL Greg | | Y | Y | Y | | Y | | 4 | |
| HALL Matthew | Y | Y | Y | A | Y | A | A | 4 | 3 |
| HALL Scott | A | Y | A | A | Y | A | A | 2 | 5 |
| HARRADINE Michael | Y | A | Y | | | A | A | 2 | 3 |
| HARRADINE Neville | Y | Y | Y | Y | Y | Y | Y | 7 | |
| HENDERSON Glynn | Y | Y | Y | Y | Y | | Y | 6 | |
| HENDERSON Phil | Y | Y | Y | Y | | | | 4 | |

MEETING ATTENDANCES

Year 1999 Annual General Meeting (1) Year 2000 General Meetings (6)

Y = Attended
A = Apology

| NAME | 99 AGM | Mar | Apr | May | Jun | Jul | Aug | Total | |
|--------------------------|-----------|-----------|-----------|-----------|-----------|-----------|-----------|------------|-----------|
| | | | | | | | | Attend | Apology |
| HODGE Alan | Y | | | | | | | 1 | |
| HOOPER Darren | Y | | | | | | | 1 | |
| JOPLING Scott | Y | Y | | | | | | 2 | |
| KELLY Paul | Y | Y | Y | | A | Y | | 4 | 1 |
| LANE Bill | Y | | | | | | | 1 | |
| LAPHAM Richard | Y | | | | | | | 1 | |
| LAVERTY Michael | Y | Y | Y | Y | Y | Y | Y | 7 | |
| LEHOCZCY Adam | | Y | | | | | | 1 | |
| LYONS Ian | | Y | | | | | | 1 | |
| LYONS Sarah | | Y | | | | | | 1 | |
| MAHER Neil | A | | | | | | | | 1 |
| MAHONEY James | Y | Y | Y | Y | A | A | Y | 5 | 2 |
| MEACHAM Aaron | Y | Y | Y | Y | A | A | A | 4 | 3 |
| MEACHAM Michael | Y | Y | Y | A | Y | Y | Y | 6 | 1 |
| MILCZUK Geoff | Y | Y | Y | A | Y | A | | 4 | 2 |
| MOORE Robert | | | Y | | | Y | Y | 3 | |
| MORGAN Richard | | | | | Y | | | 1 | |
| NIGHTINGALE Chris | Y | Y | Y | A | Y | Y | A | 5 | 2 |
| NORRIS Neville | Y | Y | Y | Y | Y | A | Y | 6 | 1 |
| NORRIS Scott | Y | Y | | | | | A | 2 | 1 |
| PFEIFFER Greg | Y | | | | | | | 1 | |
| ROBBIE Damian | | Y | Y | A | Y | | | 3 | 1 |
| RYAN Mark | Y | Y | Y | Y | Y | Y | Y | 7 | |
| RYAN Paul | A | Y | | | A | A | | 1 | 3 |
| SMITH Nathan | Y | Y | | | | | A | 2 | 1 |
| STEVENSON Adam | | Y | | | | | | 1 | |
| STUART Phil | Y | Y | | | Y | | | 3 | |
| WALSH Phil | A | A | A | | | A | | | 4 |
| WATTS Michael | | Y | | | | | | 1 | |
| WILSON Chris | A | Y | A | Y | Y | Y | Y | 5 | 2 |
| WHITEHEAD Ray | | | | Y | Y | Y | Y | 4 | |
| Actual Attendance | 41 | 50 | 30 | 23 | 30 | 25 | 24 | 223 | |
| Apologies | 6 | 4 | 7 | 10 | 8 | 10 | 12 | | 57 |
| Total | 47 | 54 | 37 | 33 | 38 | 35 | 36 | 280 | |

ASSOCIATION HONOUR ROLLS

Life Members

| | | | |
|---------------------------------|------|-------------------|------|
| Tom Greer (deceased) | 1963 | Peter Frazer | 1985 |
| Jack McKie, OAM (deceased 1998) | 1963 | Bob Lloyd | 1987 |
| Bruce Chapman | 1971 | Phil Stuart | 1990 |
| Doug Houssenloge | 1975 | Dave Cook | 1991 |
| Ian Alder | 1977 | Lionel Hart | 1992 |
| Richard Morgan | 1980 | Chris Nightingale | 1997 |
| Noel Bissett | 1980 | David Hall | 1998 |
| Jim Mahoney | 1982 | Phil Byron | 1999 |
| Neville Norris | 1983 | | |

Referees Referee

| | | | | | |
|----------------|------|---------------|------|-------------------|------|
| Neville Norris | 1976 | Phil Stuart | 1985 | Noel Bissett | 1994 |
| Noel Bissett | 1977 | Phil Stuart | 1986 | David Hall | 1995 |
| Peter Frazer | 1978 | David Cook | 1987 | Chris Nightingale | 1996 |
| Col Law | 1979 | Andy Thompson | 1988 | David Adams | 1997 |
| Noel Bissett | 1980 | Neil Maher | 1989 | David Hall | 1998 |
| Bob Lloyd | 1981 | Not Presented | 1990 | Phil Byron | 1999 |
| Jim Mahoney | 1982 | Lionel Hart | 1991 | Peter Castle | 2000 |
| Glynn Jones | 1983 | Bob Nelson | 1992 | | |
| Bob Lloyd | 1984 | Bruce Chapman | 1993 | | |

On Field Performance (Jack McKie OAM Memorial Trophy)

| | | | |
|------------------|------|-------------|------|
| Robert Gallacher | 1999 | Ian Freeman | 2000 |
|------------------|------|-------------|------|

Senior Encouragement

| | | | | | |
|---------------|------|--------------------|------|-----------------|------|
| Bob Lloyd | 1976 | David Hall | 1986 | Chris Wilson | 1995 |
| Bob Cambridge | 1977 | Glyn Henderson | 1987 | Andrew Carmody | 1996 |
| N. Wardle | 1978 | G. Leahy | 1988 | Peter Castle | 1997 |
| Denis Meagher | 1979 | Charles Fitzgerald | 1989 | Ian Freeman | 1998 |
| Geoff Snowden | 1981 | John Peisley | 1990 | Michael Laverty | 1999 |
| Phil Stuart | 1982 | Phil Walsh | 1991 | Dominic Feenan | 2000 |
| R. Gay | 1983 | Rod Cranston | 1992 | | |
| Andy Thompson | 1984 | Brett Northey | 1993 | | |
| Neil Maher | 1985 | Robert Gallacher | 1994 | | |

ASSOCIATION HONOUR ROLLS

Junior Encouragement

| | | | | | |
|----------------|------|-------------------|------|----------------|------|
| S. Nancarrow | 1976 | Denise Lord | 1985 | Julian Pearce | 1994 |
| Glynn Jones | 1977 | Stuart McDougall | 1986 | Paul Grzadka | 1995 |
| P. Evans | 1978 | Jason Elliott | 1987 | Ian Wilson | 1996 |
| Sandra. Norris | 1979 | Jamie Thompson | 1988 | Scott Norris | 1997 |
| A. White | 1980 | Shane Thurlow | 1989 | Scott Jopling | 1998 |
| R. Law | 1981 | Michael Harradine | 1990 | Jason Hart | 1999 |
| T. Bourne | 1982 | Michael O'Neill | 1991 | Phil Henderson | 2000 |
| Greg Pfeiffer | 1983 | Robert Gallacher | 1992 | | |
| N. Jones | 1984 | Nial Wheate | 1993 | | |

Best First Year

| | | | | | |
|----------------|------|----------------|------|-------------------|------|
| D. Gilbard | 1981 | Preston Hart | 1988 | Peter Castle | 1995 |
| Lionel Hart | 1982 | Vince Lawson | 1989 | Michael Laverty | 1996 |
| Ian Miller | 1983 | Alan Brindell | 1990 | Minh Dang | 1997 |
| Richard Terry | 1984 | Ben Cummins | 1991 | Brendan McKinless | 1998 |
| Phil Byron | 1985 | Brian Cobb | 1992 | Mark Berkeley | 1999 |
| Glyn Henderson | 1986 | Chris Collins | 1993 | James Charman | 2000 |
| P. Flynn | 1987 | Matthew Popple | 1994 | | |

Backbone

| | | | | | |
|-------------|------|---------------|------|--------------|------|
| J. Flemming | 1976 | Lionel Hart | 1985 | Brian Bolton | 1994 |
| L. Murphy | 1977 | John O'Neill | 1986 | Phil Byron | 1995 |
| Bob Lloyd | 1978 | Phil Byron | 1987 | David Adams | 1996 |
| D. Musgrove | 1979 | Andy Thompson | 1988 | Phil Byron | 1997 |
| Col Law | 1980 | Bob Nelson | 1989 | Peter Castle | 1998 |
| Dave Cook | 1981 | David Cook | 1990 | Brian Bolton | 1999 |
| Glynn Jones | 1982 | Noel Bissett | 1991 | Phil Walsh | 2000 |
| Peter Frost | 1983 | John Peisley | 1992 | | |
| David Cook | 1984 | David Hall | 1993 | | |

Best Touch Judge

| | | | | | |
|-------------|------|--------------|------|--------------|------|
| Phil Byron | 1991 | Val Lawson | 1995 | Peter Castle | 1999 |
| Phil Byron | 1992 | Phil Byron | 1996 | Matthew Hall | 2000 |
| David Adams | 1993 | Vince Lawson | 1997 | Scott Hall | 2000 |
| David Adams | 1994 | David Adams | 1998 | | |

The Tables produced over the next four pages are incomplete. If any member has information which will assist in filling in any of the blanks areas, could you please contact the Secretary.

OFFICE HOLDERS

| President | Snr Vice Pres. | Vice President | Vice President | Secretary | Treasurer | Asst Sec (OFM) | Asst Sec (Admin) | Director Referees |
|------------------|-----------------------|-----------------------|-----------------------|------------------|------------------|-----------------------|-------------------------|--------------------------|
| 1938 - ? | | | | Tom GREER | | | | |
| 1951 | Kevin GIBB | | | | | | | |
| 1952 | Kevin GIBB | | | | | | | |
| 1953 | Kevin GIBB | | | | | | | |
| 1954 | Tom GREER | | | Kevin GIBB | | | | |
| 1955 | Tom GREER | | | Kevin GIBB | | | | |
| 1956 | Tom GREER | | | Jack JEWELL | | | | |
| 1957 | Tom GREER | | | Jack JEWELL | | | | |
| 1958 | Tom GREER | | | Jack JEWELL | | | | |
| 1959 | Tom GREER | | | Jack JEWELL | | | | |
| 1960 | Tom GREER | | | Jack JEWELL | | | | |
| 1961 | Tom GREER | | | Les RANDELL | | | | |
| 1962 | Tom GREER | | | Les RANDELL | | | | |
| 1963 | Jack McKIE | | | Bruce CHAPMAN | | | | |
| 1964 | Jack McKIE | | | Bruce CHAPMAN | | | | |
| 1965 | Jack McKIE | | | Bruce CHAPMAN | | | | |
| 1966 | Jack McKIE | | | Bruce CHAPMAN | | | | |
| 1967 | Bruce CHAPMAN | | | Don WILSON | | | | |
| 1968 | Bruce CHAPMAN | | | D. HOUSSENLOGE | | | | |
| 1969 | Bruce CHAPMAN | | | Don HUTCHESON | | | | |
| 1970 | Vince BRYDE | | | Don HUTCHESON | | | | |
| 1971 | Ian ALDER | | | D. HOUSSENLOGE | | | | |
| 1972 | Ian ALDER | | | D. HOUSSENLOGE | | | | |
| 1973 | Ian ALDER | | | Richard MORGAN | | | | |
| 1974 | Ian ALDER | | | Richard MORGAN | | | | |

The Tables produced over the next four pages are incomplete. If any member has information which will assist in filling in any of the blanks areas, could you please contact the Secretary.

OFFICE HOLDERS

| | President | Snr Vice Pres. | Vice President | Vice President | Secretary | Treasurer | Asst Sec (OFM) | Asst Sec (Admin) | Director Referees |
|------|------------------|-----------------------|-----------------------|---|-------------------|-------------------|-----------------------|---------------------------------|---------------------------------|
| 1975 | Jim MAHONEY | | | | Richard MORGAN | | | | |
| 1976 | Jim MAHONEY | | | | Peter FRAZER | Keith PICKARD | | | |
| 1977 | Jim MAHONEY | | | | Peter FRAZER | Keith PICKARD | | | |
| 1978 | Jim MAHONEY | | | | Peter FRAZER | Keith PICKARD | | | |
| 1979 | Jim MAHONEY | Neville NORRIS | Noel BISSETT | J. ELLIS | Peter FRAZER | Keith PICKARD | | | <i>Position created in 1979</i> |
| 1980 | Jim MAHONEY | Neville NORRIS | Noel BISSETT | Bob CAMBRIDGE | Peter FRAZER | Keith PICKARD | Bob LLOYD | | Richard MORGAN |
| 1981 | Jim MAHONEY | Noel BISSETT | Neville NORRIS | Bob CAMBRIDGE | Col LAW | Keith PICKARD | Bob LLOYD | | Richard MORGAN |
| 1982 | Jim MAHONEY | Neville NORRIS | Keith PICKARD | Bob CAMBRIDGE | Col LAW | Peter FRAZER | Bob LLOYD | | Richard MORGAN |
| 1983 | Neville NORRIS | Bob LLOYD | Keith GEGG | David SPARKS | Col LAW | Peter FRAZER | Phil STUART | | Richard MORGAN |
| 1984 | Neville NORRIS | Bob LLOYD | Keith GEGG | Glyn JONES | Phil STUART | David SPARKS | Lionel HART | | Richard MORGAN |
| 1985 | Neville NORRIS | Bob LLOYD | Keith GEGG | Bob GAY | Phil STUART | David SPARKS | John PRESS | | Richard MORGAN |
| 1986 | Neville NORRIS | Bob LLOYD | Keith GEGG | Jim MAHONEY | Phil STUART | David SPARKS | Greg EADE | | Richard MORGAN |
| 1987 | Jim MAHONEY | Bob LLOYD | Keith GEGG | Lionel HART | Phil STUART | David SPARKS | Greg EADE | | Dave COOK |
| 1988 | Jim MAHONEY | Bob LLOYD | Keith GEGG | Lionel HART | Phil STUART | Tom LOCKWOOD | Greg EADE | | Dave COOK |
| 1989 | Lionel HART | Rod MacDONALD | Glyn HENDERSON | Neil MAHER | Carmelo BONANNO | Phil BYRON | John O'NEILL | | Dave COOK |
| 1990 | Phil STUART | Greg PFEIFFER | Glyn HENDERSON | Neil MAHER | Carmelo BONANNO | John O'NEILL | Alan HODGE | | Dave COOK |
| 1991 | Phil STUART | Glyn HENDERSON | Wayne CLOSE | Greg PFEIFFER | Lionel HART | John O'NEILL | Bob NELSON | | Alan HODGE |
| 1992 | Phil STUART | Wayne CLOSE | Keith GEGG | Greg PFEIFFER | Lionel HART | Chris NIGHTINGALE | Bob NELSON | <i>Position created in 1992</i> | Alan HODGE |
| 1993 | Jim MAHONEY | Dave COOK | Phil WALSH | <i>Position abolished in 1993 and</i> | Lionel HART | Chris NIGHTINGALE | Bob NELSON | Trevor LE BRETON | Alan HODGE |
| 1994 | Jim MAHONEY | Alan HODGE | Richard TERRY | <i>Asst Secretary (Admin) position created.</i> | John PEISLEY | Chris NIGHTINGALE | Bob NELSON | Peter JOHN | Alan HODGE |
| 1995 | Jim MAHONEY | Alan HODGE | Richard TERRY | | John PEISLEY | Chris NIGHTINGALE | Dave HALL | Greg HALL | Alan HODGE |
| 1996 | Jim MAHONEY | Alan HODGE | Phil STUART | | Chris NIGHTINGALE | Chris NIGHTINGALE | Dave HALL | Greg PFEIFFER | Alan HODGE |
| 1997 | Jim MAHONEY | Phil STUART | Dave ADAMS | | Chris NIGHTINGALE | Chris NIGHTINGALE | Dave HALL | Greg PFEIFFER | Wayne CLOSE |
| 1998 | Jim MAHONEY | Bruce CHAPMAN | Dave ADAMS | | Chris NIGHTINGALE | Chris NIGHTINGALE | Dave HALL | Greg PFEIFFER | Wayne CLOSE |

The Tables produced over the next four pages are incomplete. If any member has information which will assist in filling in any of the blanks areas, could you please contact the Secretary.

OFFICE HOLDERS

| | President | Snr Vice Pres. | Vice President | Vice President | Secretary | Treasurer | Asst Sec (OFM) | Asst Sec (Admin) | Director Referees |
|------|------------------|-----------------------|-----------------------|-----------------------|-------------------|-------------------|-----------------------|-------------------------|--------------------------|
| 1999 | Jim MAHONEY | David ADAMS | Michael HARRADINE | | Chris NIGHTINGALE | Chris NIGHTINGALE | Dave HALL | Peter CASTLE | Noel BISSETT |
| 2000 | Jim MAHONEY | David ADAMS | Michael HARRADINE | | Chris NIGHTINGALE | Chris NIGHTINGALE | Dave HALL | Peter CASTLE | Noel BISSETT |

OFFICE HOLDERS

| Gear Officer | Delegate CRLRA | Delegate NSWRLRA | Delegate Group 8 | Delegate Junior League | Delegate Minor League | CDJRL Management | Auditor |
|--------------|-------------------|--|---------------------|---------------------------|--------------------------|------------------|----------------|
| 1975 | | | | | | | |
| 1976 | | | | | | | |
| 1977 | Bob LLOYD | | | | | | |
| 1978 | Bob LLOYD | | | | | | |
| 1979 | Bob LLOYD | Peter FRAZER | Noel BISSETT | Jim MAHONEY | Col LAW | | T. PASS |
| 1980 | Bruce JOLLEY | Peter FRAZER | Noel BISSETT | Jim MAHONEY | Tom WALLER | | T. PASS |
| 1981 | Keith PICKARD | Col LAW | Noel BISSETT | Jim MAHONEY | Tom WALLER | | Peter FRAZER |
| 1982 | Peter FRAZER | <i>Position abolished in 1982 upon entry of Canberra Raiders into NSWRL.</i> | Noel BISSETT | | | | Richard MORGAN |
| 1983 | Keith PICKARD | | Noel BISSETT | | | | Richard MORGAN |
| 1984 | Chris CAHILL | | Noel BISSETT | | | | Richard MORGAN |
| 1985 | David SPARKS | | Noel BISSETT | Bob LLOYD | Phil STUART | | Richard MORGAN |
| 1986 | David SPARKS | | Noel BISSETT | Bob LLOYD | Bill HUBBERS | | Keith PICKARD |
| 1987 | Tom LOCKWOOD | | Noel BISSETT | Dave COOK | Bill HUBBERS | | Keith PICKARD |
| 1988 | Lionel HART | | Noel BISSETT | Dave COOK | Phil BYRON | | Keith PICKARD |
| 1989 | Chris NIGHTINGALE | | Phil STUART | Chris CAHILL | Phil BYRON | Dave COOK | Bruce CHAPMAN |
| 1990 | Chris NIGHTINGALE | | Noel BISSETT | Neil MAHER | Phil BYRON | Dave COOK | Kerry BAZEOS |
| 1991 | Chris NIGHTINGALE | | Noel BISSETT | Lionel HART | Phil BYRON | Dave COOK | Kerry BAZEOS |
| 1992 | Chris NIGHTINGALE | <i>Position re-created on acceptance into CRL</i> | Noel BISSETT | Lionel HART | Phil WALSH | Dave COOK | Bruce CHAPMAN |
| 1993 | Chris NIGHTINGALE | Alan HODGE | Noel BISSETT | Lionel HART | | Dave COOK | Bruce CHAPMAN |
| 1994 | Chris NIGHTINGALE | Alan HODGE | Noel BISSETT | John PEISLEY | Andy THOMPSON | Lionel HART | Bruce CHAPMAN |
| 1995 | Chris NIGHTINGALE | Andy THOMPSON | Noel BISSETT | Neil MAHER | Greg HALL | Lionel HART | Bruce CHAPMAN |
| 1996 | Chris NIGHTINGALE | Bruce CHAPMAN | Noel BISSETT | Richard TERRY | Greg PFEIFFER | Lionel HART | Bruce CHAPMAN |
| 1997 | Chris NIGHTINGALE | <i>Position not filled due to expulsion from CRL</i> | Noel BISSETT | Wayne CLOSE | Michael HARRADINE | Lionel HART | Bruce CHAPMAN |
| 1998 | Chris NIGHTINGALE | | Noel BISSETT | Wayne CLOSE | Brian COBB | Lionel HART | Bruce CHAPMAN |
| 1999 | Chris NIGHTINGALE | | Noel BISSETT | Neville HARRADINE | Robert GALLACHER | Noel BISSETT | Stephen Barry |
| 2000 | Chris NIGHTINGALE | | Glynn Henderson | Neville HARRADINE | Neville HARRADINE | Noel BISSETT | Stephen Barry |

2001 Office Bearers

| | |
|---------------------------------------|-------|
| President | _____ |
| Senior Vice-President | _____ |
| Vice-President | _____ |
| Secretary | _____ |
| Asst. Secretary (On-Field Management) | _____ |
| Asst. Secretary (Administration) | _____ |
| Treasurer | _____ |
| Delegate to NSWRLRA | _____ |
| Member, CDJRL Board of Management | _____ |
| Delegate, CDJRL | _____ |
| Delegate, CDMRL | _____ |
| CDJRL Director of Referees | _____ |
| Disciplinary Tribunal | |
| Chair | _____ |
| Life Member | _____ |
| Life Member | _____ |
| Member | _____ |
| Member | _____ |

